

(19) **DANMARK**



Patent- og
Varemærkestyrelsen

(10) **DK/EP 2217577 T3**

(12) **Oversættelse af
europæisk patentskrift**

-
- (51) Int.Cl.: **C 07 D 249/12 (2006.01)** **C 07 D 235/28 (2006.01)**
- (45) Oversættelsen bekendtgjort den: **2014-10-20**
- (80) Dato for Den Europæiske Patentmyndigheds bekendtgørelse om meddelelse af patentet: **2014-08-06**
- (86) Europæisk ansøgning nr.: **08853900.2**
- (86) Europæisk indleveringsdag: **2008-11-26**
- (87) Den europæiske ansøgnings publiceringsdag: **2010-08-18**
- (86) International ansøgning nr.: **US2008084988**
- (87) Internationalt publikationsnr.: **WO2009070740**
- (30) Prioritet: **2007-11-27 US 990574 P** **2008-09-04 US 94388**
2008-09-04 US 94388 P
- (84) Designerede stater: **AT BE BG CH CY CZ DE DK EE ES FI FR GB GR HR HU IE IS IT LI LT LU LV MC MT NL NO PL PT RO SE SI SK TR**
- (73) Patenthaver: **Ardea Biosciences, Inc., 4939 Directors Place, San Diego, CA 92121, USA**
- (72) Opfinder: **QUART, Barry D., 3273 Violet Ridge, Encinitas, California 92024, USA**
GIRARDET, Jean-Luc, 16763 Santa Corina Court, San Diego, California 92127, USA
GUNIC, Esmir, 8952 Capcano Road, San Diego, California 92129, USA
YEH, Li-Tain, 6 Dos Rios, Irvine, California 92602, USA
- (74) Fuldmægtig i Danmark: **RWS Group, Europa House, Chiltern Park, Chiltern Hill, Chalfont St Peter, Bucks SL9 9FG, Storbritannien**
- (54) Benævnelse: **HIDTIL UKENDTE FORBINDELSER OG PRÆPARATER OG FREMGANGSMÅDER TIL ANVENDELSE DERAFT**
- (56) Fremdragne publikationer:
WO-A1-2005/087750
WO-A1-2007/050087
WO-A2-2006/026356
US-A- 4 198 513
ZHIJUN ZHANG ET AL.: 'A Novel Nonnucleoside Analogue That Inhibits Human Immunodeficiency Virus Type 1 Isolates Resistant to Current Nonnucleoside Reverse Transcriptase Inhibitors' ANTIMICROBIAL AGENTS AND CHEMOTHERAPY February 2007, pages 429 - 437

Description**BACKGROUND OF THE INVENTION**

Uric acid is the result of the oxidation of xanthine. Disorders of uric acid metabolism include, but are not limited to, polycythemia, myeloid metaplasia, gout, a recurrent gout attack, gouty arthritis, hyperuricaemia, hypertension, a cardiovascular disease, coronary heart disease, Lesch-Nyhan syndrome, Kelley-Seegmiller syndrome, kidney disease, kidney stones, kidney failure, joint inflammation, arthritis, urolithiasis, plumbism, hyperparathyroidism, psoriasis or sarcoidosis.

US Patent No. 4,198,513 discloses certain triazoles said to be suitable for the treatment of gout.

Disclosed herein are methods of decreasing uric acid levels in one or more tissues or organs, blood, serum, urine, or combinations thereof, of an individual in need of decreased uric acid levels, comprising administering to the individual a uric acid level decreasing amount of a compound of formula (I), formula (II), or formula (III) or a metabolite, pharmaceutically acceptable salt, solvate, polymorph, ester, tautomer or prodrug thereof.

Disclosed herein are methods of reducing uric acid production, increasing uric acid excretion or both in an individual, comprising administering to the individual a compound of formula (I), formula (II), or formula (III) or a metabolite, pharmaceutically acceptable salt, solvate, polymorph, ester, tautomer or prodrug thereof.

Disclosed herein are methods of treating an individual suffering from a condition characterized by abnormal tissue levels of uric acid comprising administering to the individual an effective amount of a compound of formula (I), formula (II), or formula (III) or a metabolite, pharmaceutically acceptable salt, solvate, polymorph, ester, tautomer or prodrug thereof. In some cases, the condition is characterized by low tissue levels of uric acid. In further or additional cases, the condition is characterized by high tissue levels of uric acid. In further or additional cases, the disorder is characterized by overproduction of uric acid, low excretion of uric acid, tumor lysis, a blood disorder or a combination thereof. In further or additional cases, the blood disorder is polycythemia or myeloid metaplasia. In further or additional cases, the individual in need of decreased serum uric acid levels is suffering from gout, a recurrent gout attack, gouty arthritis, hyperuricaemia, hypertension, a cardiovascular disease, coronary heart disease, Lesch-Nyhan syndrome, Kelley-Seegmiller syndrome, kidney disease, kidney stones, kidney failure, joint inflammation, arthritis, urolithiasis, plumbism, hyperparathyroidism, psoriasis or sarcoidosis. In some preferred cases, the condition is gout. In some cases, the condition is joint inflammation caused by deposits of uric acid crystals in the joint. In further or additional cases, the uric acid crystals are deposited in the joint fluid (synovial fluid) or joint lining (synovial lining).

Also disclosed are methods of treating or preventing hyperuricemia in an individual comprising administering to the individual an effective amount of a compound of formula (I), formula (II), or formula (III), or a metabolite, pharmaceutically acceptable salt, solvate, polymorph, ester, tautomer or prodrug thereof, wherein said amount is effective in lowering the level of uric acid.

Also disclosed are methods of treating or preventing a condition characterized by abnormal tissue levels of uric acid in an individual at increased risk of developing the condition, comprising administering to the individual an effective amount of a compound of formula (I), formula (II), or formula (III) or a metabolite, pharmaceutically acceptable salt, solvate, polymorph, ester, tautomer or prodrug thereof. In further or additional cases, the condition is polycythemia, myeloid metaplasia, gout, a recurrent gout attack, gouty arthritis, hyperuricaemia, hypertension, a cardiovascular disease, coronary heart disease, Lesch-Nyhan syndrome, Kelley-Seegmiller syndrome, kidney disease, kidney stones, kidney failure, joint inflammation, arthritis, urolithiasis, plumbism, hyperparathyroidism, psoriasis or sarcoidosis. In some preferred cases, the condition is gout. In some cases, the condition is joint inflammation caused by deposits of uric acid crystals in the joint. In further or additional cases, the uric acid crystals are deposited in the joint fluid (synovial fluid) or joint lining (synovial lining).

Also disclosed are methods treating or preventing of polycythemia, myeloid metaplasia, gout, a recurrent gout attack, gouty arthritis, hyperuricaemia, hypertension, a cardiovascular disease, coronary heart disease, Lesch-Nyhan syndrome, Kelley-Seegmiller syndrome, kidney disease, kidney stones, kidney failure, joint inflammation, arthritis, urolithiasis, plumbism, hyperparathyroidism, psoriasis or sarcoidosis in an individual comprising administering to the individual an effective amount of a compound of formula (I), formula (II), or formula (III) or a metabolite, pharmaceutically acceptable salt, solvate, polymorph, ester, tautomer or prodrug thereof. In preferred cases, the invention provides for methods of treating gout comprising administering to the individual an effective amount of a compound of formula (I), formula (II), or formula (III) or a metabolite, pharmaceutically acceptable salt, solvate, polymorph, ester, tautomer or prodrug thereof.

Also disclosed are methods of preventing the formation or reducing the size of tophi/tophus in an individual, comprising administering to the individual an effective amount of a compound of formula (I), formula (II), or formula (III) or a metabolite, pharmaceutically acceptable salt, solvate, polymorph, ester, tautomer or prodrug thereof.

Also disclosed are methods of decreasing uric acid levels in one or more tissues or organs, blood, serum, urine, or combinations thereof of an individual comprising administering to the individual a uric acid level decreasing amount of a compound of formula (I), formula (II), or formula (III) or a metabolite, pharmaceutically acceptable salt, solvate, polymorph, ester, tautomer or prodrug thereof, wherein the reduction in uric acid levels results in a reduction in hypertension or cardiovascular events.

Also disclosed are methods of treating hypoxanthine-guanine phosphoribosyltransferase (HPRT) deficiency in an individual comprising administering to the individual a compound of formula (I), formula (II), or formula (III) or a metabolite, pharmaceutically acceptable salt, solvate, polymorph, ester, tautomer or prodrug thereof.

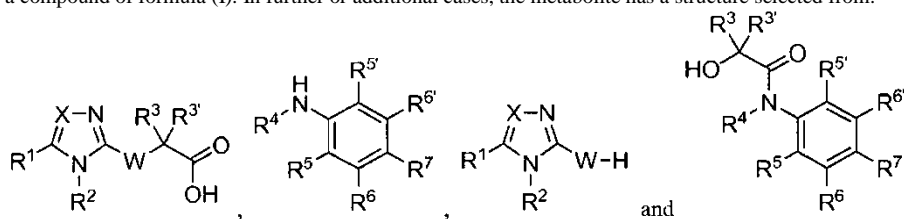
In some cases, the methods described above further comprise administering a second agent effective for the treatment of the condition. In further or additional cases, the second agent is effective in reducing tissue levels of uric acid. In further or additional cases, the second agent is a nonsteroidal anti-inflammatory drug (NSAIDs), colchicine, a corticosteroid, adrenocorticotropic hormone (ACTH), probenecid, sulfinpyrazone, allopurinol, febuxostat, FYX-051 (4-(5-pyridin-4-yl-1H-[1,2,4]triazol-3-yl)pyridine-2-carbonitrile), or combinations thereof.

In some cases, the methods described above further comprise administering a second agent effective for the treatment of the condition. In some cases, the second agent is a URAT 1 inhibitor, a xanthine oxidase inhibitor, a xanthine dehydrogenase, a xanthine oxidoreductase inhibitor, or combinations thereof. In further or additional cases, the second agent is a nonsteroidal anti-inflammatory drug (NSAIDs), colchicine, a corticosteroid, adrenocorticotropic hormone (ACTH), probenecid, sulfinpyrazone, allopurinol, febuxostat, FYX-051 (4-(5-

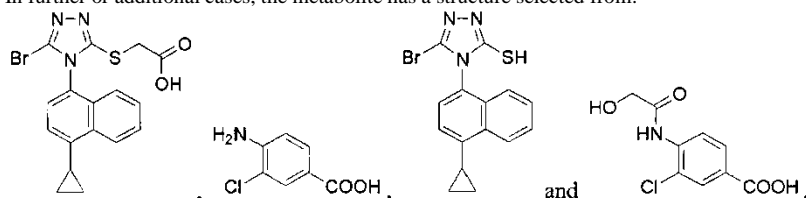
pyridin-4-yl-1*H*-[1,2,4]triazol-3-yl)pyridine-2-carbonitrile), or combinations thereof.

Disclosed herein, in certain cases, is a method of treating a disorder characterized by abnormal uric acid levels in blood and/or urine. In some cases, the method comprises administering (a) a compound disclosed herein; and (b) a URAT 1 inhibitor, a xanthine oxidase inhibitor, a xanthine dehydrogenase, a xanthine oxidoreductase inhibitor, or combinations thereof. In some cases, the method comprises administering allopurinol, febuxostat, FYX-051 (4-(5-pyridin-4-yl-1*H*-[1,2,4]triazol-3-yl)pyridine-2-carbonitrile), or combinations thereof.

In some cases, the methods described herein comprise administering a compound of formula (I). In further or additional cases, the methods described herein comprise administering a pharmaceutically acceptable salt of a compound of formula (I). In further or additional cases, the methods described herein comprise administering a solvate of a compound of formula (I). In further or additional cases, the methods described herein comprise administering a polymorph of a compound of formula (I). In further or additional cases, the methods described herein comprise administering an ester of a compound of formula (I). In further or additional cases, the methods described herein comprise administering a tautomer of a compound of formula (I). In further or additional cases, the methods described herein comprise administering a prodrug of a compound of formula (I). In further or additional cases, the methods described herein comprise administering a metabolite of a compound of formula (I). In further or additional cases, the metabolite has a structure selected from:



In further or additional cases, the metabolite has a structure selected from:



In some cases, the methods described herein comprise administering a compound of formula (II). In further or additional cases, the methods described herein comprise administering a pharmaceutically acceptable salt of a compound of formula (II). In further or additional cases, the methods described herein comprise administering a solvate of a compound of formula (II). In further or additional cases, the methods described herein comprise administering a polymorph of a compound of formula (II). In further or additional cases, the methods described herein comprise administering an ester of a compound of formula (II). In further or additional cases, the methods described herein comprise administering a tautomer of a compound of formula (II). In further or additional cases, the methods described herein comprise administering a prodrug of a compound of formula (II). In further or additional cases, the methods described herein comprise administering a metabolite of a compound of formula (II).

In some cases, the methods described herein comprise administering a compound of formula (III). In further or additional cases, the methods described herein comprise administering a pharmaceutically acceptable salt of a compound of formula (III). In further or additional cases, the methods described herein comprise administering a solvate of a compound of formula (III). In further or additional cases, the methods described herein comprise administering a polymorph of a compound of formula (III). In further or additional cases, the methods described herein comprise administering an ester of a compound of formula (III). In further or additional cases, the methods described herein comprise administering a tautomer of a compound of formula (III). In further or additional cases, the methods described herein comprise administering a prodrug of a compound of formula (III). In further or additional cases, the methods described herein comprise administering a metabolite of a compound of formula (III).

In some cases, the individual is a mammal. In further or additional cases, the mammal is a human. In some cases, the individual has a disorder characterized by an abnormally high content of uric acid in the body of the individual. In further or additional cases, the disorder is characterized by overproduction of uric acid, low excretion of uric acid, tumor lysis or a blood disorder. In further or additional cases, the blood disorder is polycythemia or myeloid metaplasia. In further or additional cases, the individual in need of decreased serum uric acid levels is suffering from gout, a recurrent gout attack, gouty arthritis, hyperuricaemia, hypertension, a cardiovascular disease, coronary heart disease, Lesch-Nyhan syndrome, Kelley-Seegmiller syndrome, kidney disease, kidney stones, kidney failure, joint inflammation, arthritis, urolithiasis, plumbism, hyperparathyroidism, psoriasis or sarcoidosis.

In further or additional cases, the uric acid levels are decreased by at least about 5%. In further or additional cases, the uric acid levels are decreased by at least about 10%. In further or additional cases, the uric acid levels are decreased by at least about 15%. In further or additional cases, the uric acid levels are decreased by at least about 20%. In further or additional cases, the uric acid levels are decreased by at least about 15%. In further or additional cases, the uric acid levels are decreased by at least about 30%. In further or additional cases, the uric acid levels are decreased by at least about 40%. In further or additional cases, the uric acid levels are decreased by at least about 50%. In further or additional cases, the uric acid levels are decreased by at least about 60%. In further or additional cases, the uric acid levels are decreased by at least about 75%. In further or additional cases, the blood uric acid level is decreased by at least about 0.5mg/dL. In further or additional cases, the blood uric acid level is decreased by at least about 1mg/dL. In further or additional cases, the blood uric acid level is decreased by at least about 1.5mg/dL. In further or additional cases, the blood uric acid level is decreased by at least about 2mg/dL. In further or additional cases, the blood uric acid level is decreased by at least about 2.5mg/dL.

In further or additional cases, the tissue or organ is blood, serum or plasma.

Also disclosed are pharmaceutical compositions comprising effective amounts of a compound disclosed herein or a metabolite, pharmaceutically acceptable salt, solvate, polymorph, ester, tautomer or prodrug thereof. In some cases, the pharmaceutical compositions

further comprise a pharmaceutically acceptable carrier. In some cases, the compositions disclosed herein contain adjuvants, excipients, preservatives, agents for delaying absorption, fillers, binders, adsorbents, buffers, disintegrating agents, solubilizing agents, other carriers, other inert ingredients, or combinations thereof. In some cases, the pharmaceutical composition is in a form suitable for oral administration. In further or additional cases, the pharmaceutical composition is in the form of a tablet, capsule, pill, powder, sustained release formulation, solution, suspension, for parenteral injection as a sterile solution, suspension or emulsion, for topical administration as an ointment or cream or for rectal administration as a suppository. In further or additional cases, the pharmaceutical composition is in unit dosage forms suitable for single administration of precise dosages. In further or additional cases the amount of compound of formula I is in the range of about 0.001 to about 1000 mg/kg body weight/day. In further or additional cases the amount of compound of formula I is in the range of about 0.5 to about 50 mg/kg/day. In further or additional cases the amount of compound of formula I is about 0.001 to about 7 g/day. In further or additional cases the amount of compound of formula I is about 0.002 to about 6 g/day. In further or additional cases the amount of compound of formula I is about 0.005 to about 5 g/day. In further or additional cases the amount of compound of formula I is about 0.01 to about 5 g/day. In further or additional cases the amount of compound of formula I is about 0.02 to about 5 g/day. In further or additional cases the amount of compound of formula I is about 0.05 to about 2.5 g/day. In further or additional cases the amount of compound of formula I is about 0.1 to about 1 g/day. In further or additional cases, dosage levels below the lower limit of the aforesaid range are more than adequate. In further or additional cases, dosage levels above the upper limit of the aforesaid range are required. In further or additional cases the compound of formula I is administered in a single dose, once daily. In further or additional cases the compound of formula I is administered in multiple doses, more than once per day. In further or additional cases the compound of formula I is administered twice daily. In further or additional cases the compound of formula I is administered three times per day. In further or additional cases the compound of formula I is administered four times per day. In further or additional cases the compound of formula I is administered more than four times per day. In some cases, the pharmaceutical composition is for administration to a mammal. In further or additional cases, the mammal is human. In further or additional cases, the pharmaceutical composition further comprises a pharmaceutical carrier, excipient and/or adjuvant. In further or additional cases, the pharmaceutical composition further comprises at least one therapeutic agent

In some cases the pharmaceutical compositions are useful for decreasing uric acid levels. In further or additional cases the pharmaceutical compositions are useful for reducing hypertension or cardiovascular events.

In some cases, the pharmaceutical compositions comprise

- i) a compound of formula (I), formula (II), or formula (III) or a metabolite, pharmaceutically acceptable salt, solvate, polymorph, ester, tautomer or prodrug thereof; and
- ii) optionally one or more pharmaceutically acceptable carriers.

In further or additional cases, the amount of compound of formula (I), formula (II), or formula (III) is sufficient to decrease uric acid levels.

In further or additional cases, the pharmaceutical compositions comprise:

- i) a compound of formula (I), formula (II), or formula (III) or a metabolite, pharmaceutically acceptable salt, solvate, polymorph, ester, tautomer or prodrug thereof;
- ii) a URAT 1 inhibitor, a xanthine oxidase inhibitor, a xanthine dehydrogenase, a xanthine oxidoreductase inhibitor, or combinations thereof; and
- iii) optionally one or more pharmaceutically acceptable carriers.

In further or additional cases, the pharmaceutical compositions comprise:

- i) a compound of formula (I), formula (II), or formula (III) or a metabolite, pharmaceutically acceptable salt, solvate, polymorph, ester, tautomer or prodrug thereof;
- ii) allopurinol, febuxostat, FYX-051 (4-(5-pyridin-4-yl-1*H*-[1,2,4]triazol-3-yl)pyridine-2-carbonitrile), or combinations thereof; and
- iii) optionally one or more pharmaceutically acceptable carriers.

Also disclosed are pharmaceutical compositions useful in the treatment of edema and hypertension which also maintains uric acid levels at pretreatment levels or causes a decrease in uric acid levels comprising:

- i) an antihypertensive agent;
- ii) a uric acid level maintaining or lowering amount of a compound of the formula (I), formula (II), or formula (III) or a metabolite, pharmaceutically acceptable salt, solvate, polymorph, ester, tautomer or prodrug thereof; and
- iii) optionally one or more pharmaceutically acceptable carriers.

Also disclosed are pharmaceutical compositions useful in the treatment of cancer which also maintains uric acid levels at pretreatment levels or causes a decrease in uric acid levels comprising:

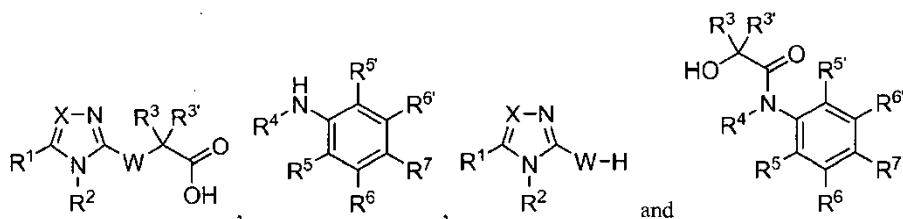
- i) an anticancer agent;
- ii) a uric acid level maintaining or lowering amount of a compound of the formula (I), formula (II), or formula (III) or a metabolite, pharmaceutically acceptable salt, solvate, polymorph, ester, tautomer or prodrug thereof; and
- iii) optionally one or more pharmaceutically acceptable carriers.

Also disclosed are pharmaceutical compositions useful for reducing the side effects of chemotherapy in a cancer individual, comprising:

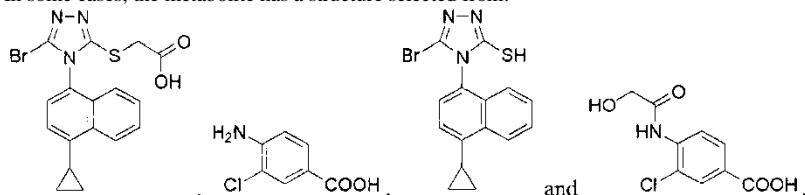
- i) a uric acid level maintaining or lowering amount of a compound of the formula (I), formula (II), or formula (III) or a metabolite, pharmaceutically acceptable salt, solvate, polymorph, ester, tautomer or prodrug thereof; and
 - ii) optionally one or more pharmaceutically acceptable carriers;
- wherein said side effects are related to elevated uric acid levels

In some cases, the pharmaceutical compositions comprise a metabolite of a compound of formula (I), formula (II), or formula (III).

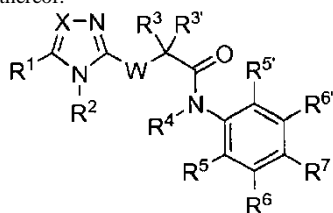
In some cases, the metabolite has a structure selected from:



In some cases, the metabolite has a structure selected from:



Also disclosed herein are compounds of formula (I), or a metabolite, pharmaceutically-acceptable salt, solvate, ester, tautomer or prodrug thereof:



formula (I)

wherein

X

is CH or N;

W

is O, S, S(O), S(O)₂, NH, N(optionally substituted alkyl), NC(O)(optionally substituted alkyl) or CH₂;

R¹

is H, Cl, Br, I, NH₂, methyl, ethyl, *n*-propyl, *i*-propyl, optionally substituted methyl, optionally substituted ethyl, optionally substituted *n*-propyl, optionally substituted *i*-propyl, CF₃, CHF₂ or CH₂F;

R³ and R^{3'}

are independently selected from H and lower alkyl, or R³ and R^{3'} together with the carbon to which they are attached form a 4-, 5-, or 6-membered ring, optionally containing 1 or 2 heteroatoms selected from N, S and O;

R⁴

is H, lower alkyl, lower alkenyl or lower alkynyl;

R⁵, R^{5'}, R⁶, R^{6'} and R⁷

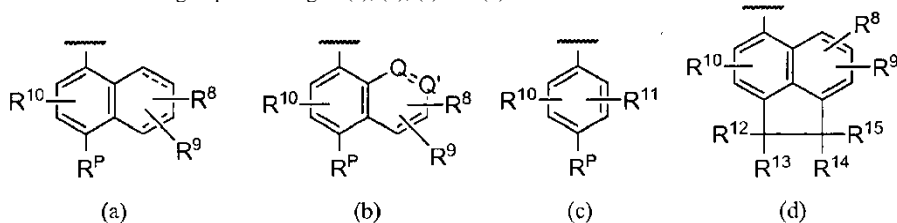
are independently selected from H, F, Cl, Br, I, methyl, ethyl, *n*-propyl, *i*-propyl, substituted methyl, substituted ethyl, substituted *n*-propyl, substituted *i*-propyl, cyclopropyl, cyclobutyl, cyclopentyl, CF₃, CHF₂, CH₂F, NH₂, NHR', NR'R'', OR', SR', C(O)R', CO₂H, a salt of CO₂H COOR', CONH₂, CONHR', CONR'R'', SO₃H, a salt of SO₃H, S(O)₂R', S(O)₂NH₂, S(O)₂NHR', S(O)₂NR'R'', aryl or a heterocycle, wherein R' is H, C₁₋₃ alkyl, substituted C₁₋₃ alkyl wherein said substituents are selected from CF₃, OH, OC₁₋₃ alkyl, COC₁₋₃ alkyl, COOH, COOC₁₋₃ alkyl, NH₂, NHC₁₋₃ alkyl, N(C₁₋₃alkyl)(C₁₋₃ alkyl), CONHC₁₋₃ alkyl, aryl or a heterocycle;

R'' is H, C₁₋₃ alkyl, substituted C₁₋₃ alkyl wherein said substituents are selected from CF₃, OH, OC₁₋₃ alkyl, COC₁₋₃ alkyl, COOH, COOC₁₋₃ alkyl, NH₂, NHC₁₋₃ alkyl, N(C₁₋₃alkyl)(C₁₋₃ alkyl), CONHC₁₋₃ alkyl, aryl or a heterocycle; or

R' and R'' together with the nitrogen atom to which they are attached form a 4-, 5-, or 6-membered heterocyclic ring;

R²

is selected from the group consisting of (a), (b), (c) and (d):



wherein

--- represents a carbon-carbon single bond or a carbon-carbon double bond;

Q and Q' are independently selected from N and CH;

R^P is methyl, ethyl, propyl, *i*-propyl, cyclopropyl, cyclobutyl, cyclopentyl, cyclohexyl or cyclopropylmethyl;

R⁸, R⁹ and R¹⁰ are independently selected from H, F, Cl, Br, CH₃, CF₃, CFH₂, CF₂H, ethyl, *i*-propyl, cyclopropyl, methoxy, OH, OCF₃, NH₂ and NHCH₃;

R¹¹ is Cl, Br, I, CH₃, CF₃, methoxy, *i*-propyl, cyclopropyl, *tert*-butyl, cyclobutyl or methyl; and

R¹², R¹³, R¹⁴ and R¹⁵ are independently H or methyl.

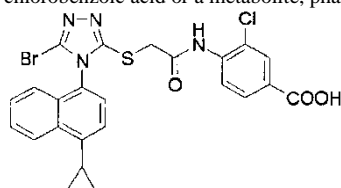
In some cases, X is CR^x or N, wherein in R^x is H, lower alkyl, or substituted lower alkyl.

In some cases, R² is (a). In further or additional cases, R² is (b). In further or additional cases, R² is (c). In further or additional cases, R² is (d).

In further or additional cases, R^P is cyclopropyl, cyclobutyl, cyclopentyl or cyclohexyl. In further or additional cases, R⁸, R⁹ and R¹⁰ are H. In further or additional cases, R² is (a) and R^P is cyclopropyl, cyclobutyl, cyclopentyl or cyclohexyl. In further or additional cases, R² is (a), R^P is cyclopropyl, cyclobutyl, cyclopentyl or cyclohexyl and R⁸, R⁹ and R¹⁰ are H.

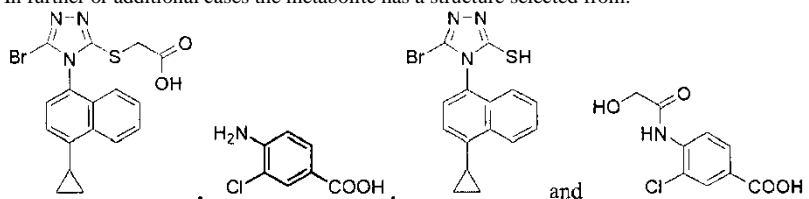
In some cases, X is N. In further or additional cases, X is CH. In further or additional cases, X is C-lower alkyl. In some cases, W is O. In further or additional cases, W is S. In some cases, R¹ is Cl, Br, I, methyl, ethyl, *n*-propyl or *i*-propyl. In some cases, R³, R^{3'} and R⁴ are H. In further or additional cases, X is N; W is O or S; R¹ is Cl, Br or I and R³, R^{3'} and R⁴ are H. In some cases, R⁵ is Cl, Br or I. In some cases, R⁶ is H. In further or additional cases, R⁷ is CO₂H, a salt of CO₂H or COOR'. In further or additional cases, R⁷ is CO₂H a salt of CO₂H or COOR' and R⁶ is H. In further or additional cases, R⁵ is Cl, Br or I, R⁷ is CO₂H, a salt of CO₂H or COOR' and R⁶ is H. In further or additional cases, R³ is Cl, R⁷ is CO₂H, a salt of CO₂H and R⁶ is H. In further or additional cases, X is N, W is O or S, R¹ is Cl, Br or I, R³ is H, R⁴ is H, R⁵ is Cl, Br or I, R⁶ is H and R⁷ is CO₂H, a salt of CO₂H or COOR'.

In some cases, the compound of formula (I) is 4-(2-(5-bromo-4-(1-cyclopropyl)naphthalen-4-yl)-4H-1,2,4-triazol-3-ylthio)acetamido)-3-chlorobenzoic acid or a metabolite, pharmaceutically acceptable salt, solvate, polymorph, ester, tautomer or prodrug thereof:

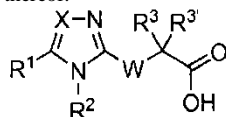


In some cases, the compound of formula (I) is a metabolite of 4-(2-(5-bromo-4-(1-cyclopropyl)naphthalen-4-yl)-4H-1,2,4-triazol-3-ylthio)acetamido)-3-chlorobenzoic acid.

In further or additional cases the metabolite has a structure selected from:



Described herein are compounds of formula (III), or a metabolite, pharmaceutically acceptable salt, solvate, ester, tautomer or prodrug thereof:



formula (III)

wherein

X

is CH or N;

W

is O, S, S(O), S(O)₂, NH, N(optionally substituted alkyl), NC(O)(optionally substituted alkyl) or CH₂;

R¹

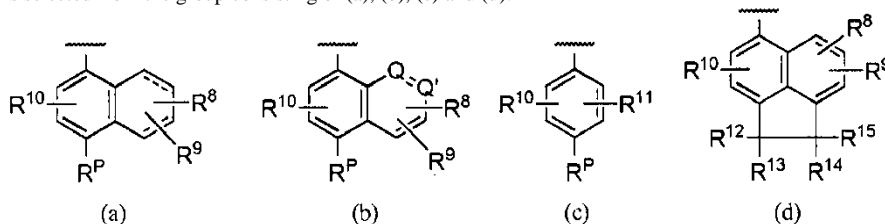
is H, Cl, Br, I, NH₂, methyl, ethyl, *n*-propyl, *i*-propyl, optionally substituted methyl, optionally substituted ethyl, optionally substituted *n*-propyl, optionally substituted *i*-propyl, CF₃, CHF₂ or CH₂F;

R³ and R^{3'}

are independently selected from H and lower alkyl, or R³ and R^{3'} together with the carbon to which they are attached form a 4-, 5-, or 6-membered ring, optionally containing 1 or 2 heteroatoms selected from N, S and O;

R²

is selected from the group consisting of (a), (b), (c) and (d):



wherein

--- represents a carbon-carbon single bond or a carbon-carbon double bond;

Q and Q' are independently selected from N and CH;

R^P is methyl, ethyl, propyl, *i*-propyl, cyclopropyl, cyclobutyl, cyclopentyl, cyclohexyl or cyclopropylmethyl;

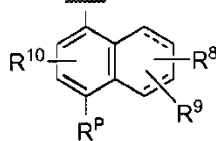
R⁸, R⁹ and R¹⁰ are independently selected from H, F, Cl, Br, CH₃, CF₃, CFH₂, CF₂H, ethyl, *i*-propyl, cyclopropyl, methoxy, OH, OCF₃, NH₂

and NHCH_3 ;

R^{11} is Cl, Br, I, CH_3 , CF_3 , methoxy, *i*-propyl, cyclopropyl, *tert*-butyl, cyclobutyl or methyl; and R^{12} , R^{13} , R^{14} and R^{15} are independently H or methyl.

In some cases, X is N. In other cases, W is S or O.

In one case, R^2 is (a)



In one case, - - - represents a carbon-carbon double bond. In some cases, R^P is cyclopropyl.

In some cases, X is N; W is S; and R^1 is Cl, Br, I, optionally substituted methyl, CF_3 , CHF_2 or CH_2F .

In some cases, R^3 and $\text{R}^{3'}$ are not H. In one case, R^3 and $\text{R}^{3'}$ are H.

In some cases, R^3 and $\text{R}^{3'}$ together with the carbon to which they are attached form a 4-, 5-, or 6-membered ring, optionally containing 1 or 2 heteroatoms selected from N, S and O. In some other cases, R^3 and $\text{R}^{3'}$ together with the carbon to which they are attached form a 4-, 5-, or 6-membered ring.

In one case, provided herein is a compound of formula (II), wherein the compound of formula (II) is a 3-substituted-5-bromo-4-(4-cyclopropylnaphthalen-1-yl)-4H-1,2,4-triazole wherein the substituent at the 3-position is $-\text{R}^B$, or pharmaceutically acceptable salt, solvate, or tautomer thereof:

wherein,

R^B

is $-\text{SCH}_2\text{C}(=\text{O})\text{R}^{1a}$, $-\text{SCH}_2$ -tetrazolyl, $-\text{SCH}_2\text{C}(=\text{O})\text{N}-\text{HOH}$, $-\text{SCH}_2\text{C}(=\text{O})\text{O}-\text{alkyl}-\text{OC}(=\text{O})\text{R}^{3a}$, $-\text{SCH}_2\text{C}(=\text{O})\text{O}-\text{alkyl}-\text{OC}(=\text{O})\text{OR}^{3a}$, $-\text{SCH}_2\text{C}(=\text{O})\text{O}-\text{alkyl}-\text{OC}(=\text{O})\text{NR}^{4a}\text{R}^{4b}$, or $-\text{SCH}_2\text{C}(\text{Oalkyl})_3$;

R^{1a}

is OR^{2a} , SR^{3a} , $\text{NR}^{4a}\text{R}^{4b}$, at least one amino acid, a peptide, a lipid, a phospholipid, a glycoside, a nucleoside, a nucleotide, oligonucleotide, polyethylene glycol, or a combination thereof, wherein

R^{2a}

is substituted C_1 - C_4 alkyl, optionally substituted C_5 - C_{10} alkyl, optionally substituted heteroalkyl, optionally substituted cycloalkyl, optionally substituted heterocycloalkyl, optionally substituted aryl or optionally substituted heteroaryl; or

R^{2a}

is a pharmaceutically acceptable cation; or

R^{2a}

is $-\text{[C}(\text{R}^{5a})(\text{R}^{5b})\text{]}_m\text{R}^{5c}$;

R^{3a}

is hydrogen, optionally substituted C_1 - C_{10} alkyl, optionally substituted heteroalkyl, optionally substituted cycloalkyl, optionally substituted heterocycloalkyl, optionally substituted aryl, optionally substituted heteroaryl; or

R^{3a}

is $-\text{[C}(\text{R}^{5a})(\text{R}^{5b})\text{]}_n\text{R}^{5c}$;

R^{4a}

is hydrogen, optionally substituted alkyl, optionally substituted heteroalkyl, optionally substituted cycloalkyl or optionally substituted heterocycloalkyl; and

R^{4b}

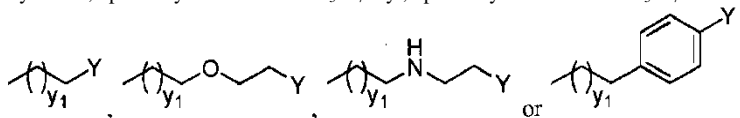
is hydrogen, optionally substituted alkyl, optionally substituted heteroalkyl, optionally substituted cycloalkyl or optionally substituted heterocycloalkyl; or

R^{4b}

is $-\text{[C}(\text{R}^{5a})(\text{R}^{5b})\text{]}_n\text{R}^{5c}$;

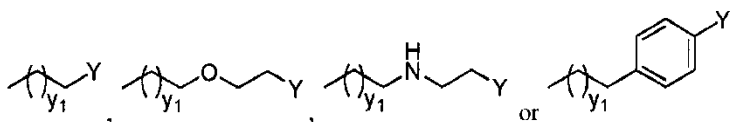
each R^{5a}

is independently hydrogen, halogen, cyano, nitro, at least one amino acid, a peptide, a lipid, a phospholipid, a glycoside, a nucleoside, a nucleotide, oligonucleotide, polyethylene glycol, $-\text{L}-\text{OH}$, $-\text{L}-\text{SH}$, $-\text{L}-\text{NH}_2$, substituted $-\text{L}-\text{C}_1$ - C_3 alkyl, optionally substituted $-\text{L}-\text{C}_4$ - C_9 alkyl, optionally substituted $-\text{L}-\text{C}_2$ - C_5 alkenyl, optionally substituted $-\text{L}-\text{C}_2$ - C_5 alkynyl, optionally substituted $-\text{L}-\text{C}_2$ - C_5 heteroalkyl, optionally substituted $-\text{L}-\text{C}_3$ - C_7 cycloalkyl, optionally substituted $-\text{L}-\text{C}_3$ - C_7 cycloalkenyl, optionally substituted $-\text{L}-\text{C}_3$ - C_7 heterocycloalkyl, optionally substituted $-\text{L}-\text{C}_1$ - C_4 haloalkyl, optionally substituted $-\text{L}-\text{C}_1$ - C_4 alkoxy, optionally substituted $-\text{L}-\text{C}_1$ - C_4 alkylamine, optionally substituted $-\text{L}-\text{C}_1$ - C_4 di- $(\text{C}_1$ - $\text{C}_4)$ alkylamine, optionally substituted $-\text{L}-\text{C}_5$ - C_7 aryl, optionally substituted $-\text{L}-\text{C}_5$ - C_7 heteroaryl,



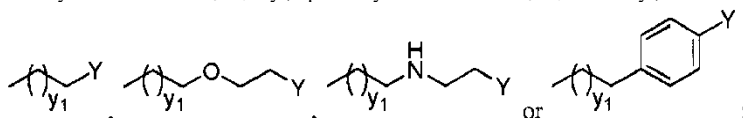
each R^{5b}

is independently hydrogen, halogen, cyano, nitro, at least one amino acid, a peptide, a lipid, a phospholipid, a glycoside, a nucleoside, a nucleotide, oligonucleotide, polyethylene glycol, $-\text{L}-\text{OH}$, $-\text{L}-\text{SH}$, $-\text{L}-\text{NH}_2$, substituted $-\text{L}-\text{C}_1$ - C_3 alkyl, optionally substituted $-\text{L}-\text{C}_4$ - C_9 alkyl, optionally substituted $-\text{L}-\text{C}_2$ - C_5 alkenyl, optionally substituted $-\text{L}-\text{C}_2$ - C_5 alkynyl, optionally substituted $-\text{L}-\text{C}_2$ - C_5 heteroalkyl, optionally substituted $-\text{L}-\text{C}_3$ - C_7 cycloalkyl, optionally substituted $-\text{L}-\text{C}_3$ - C_7 cycloalkenyl, optionally substituted $-\text{L}-\text{C}_3$ - C_7 heterocycloalkyl, optionally substituted $-\text{L}-\text{C}_1$ - C_4 haloalkyl, optionally substituted $-\text{L}-\text{C}_1$ - C_4 alkoxy, optionally substituted $-\text{L}-\text{C}_1$ - C_4 alkylamine, optionally substituted $-\text{L}-\text{C}_1$ - C_4 di- $(\text{C}_1$ - $\text{C}_4)$ alkylamine, optionally substituted $-\text{L}-\text{C}_5$ - C_7 aryl, optionally substituted $-\text{L}-\text{C}_5$ - C_7 heteroaryl,



R^{5c}

is hydrogen, halogen, cyano, nitro, at least one amino acid, a peptide, a lipid, a phospholipid, a glycoside, a nucleoside, a nucleotide, oligonucleotide, polyethylene glycol, -L-OH, -L-SH, -L-NH₂, substituted -L-C₁-C₃ alkyl, optionally substituted -L-C₄-C₉ alkyl, optionally substituted L-C₂-C₅ alkenyl, optionally substituted L-C₂-C₅ alkynyl, optionally substituted L-C₂-C₅ heteroalkyl, optionally substituted -L-C₃-C₇ cycloalkyl, optionally substituted L-C₃-C₇ cycloalkenyl, optionally substituted -L-C₃-C₇ heterocycloalkyl, optionally substituted -L-C₁-C₄ haloalkyl, optionally substituted -L-C₁-C₄ alkoxy, optionally substituted -L-C₁-C₄ alkylamine, optionally substituted -L-di(C₁-C₄)alkylamine, optionally substituted -L-C₅-C₇ aryl, optionally substituted -L-C₅-C₇ heteroaryl,



wherein L is a bond, -C(O)-, -S(O), or -S(O)₂;

y_1

is 0, 1, 2 or 3;

Y

is OH, OMe, COOH, SO₃H, OSO₃H, OS(O)₂NH₂, P(O)(OH)₂, OP(O)(OH)₂, OP(O)(OH)(O-C₁₋₄ alkyl) or NY²Y³Y⁴; wherein

Y² and Y³ are each independently hydrogen or methyl; or

Y² and Y³ are taken together with the nitrogen to which they are attached to form a five or six membered ring that optionally contains an oxygen atom or a second nitrogen atom; and

Y⁴ is an electron pair or an oxygen atom;

m

is 1, 2, 3, or 4;

n

is 0, 1, 2, 3, 4, 5, 6, 7, 8, 9 or 10;

wherein when R^{2a} is -[C(R^{5a})(R^{5b})]_mR^{5c} then at least one of R^{5a}, R^{5b} and R^{5c} is not hydrogen.

In some cases, R^{1a} is at least one amino acid. In some cases, R^{1a} is a peptide. In some cases, R^{1a} is a lipid. In some cases, R^{1a} is a phospholipid. In some cases, R^{1a} is a glycoside. In some cases, R^{1a} is a nucleoside. In some cases, R^{1a} is a nucleotide. In some cases, R^{1a} is polyethylene glycol.

In some cases, R^{1a} is a combination of one or more groups selected from at least one amino acid, a peptide, a lipid, a phospholipid, a glycoside, a nucleoside, a nucleotide, oligonucleotide, and polyethylene glycol. In some cases, the one or more R^{1a} groups are covalently linked. In some cases, the one or more R^{1a} groups form a conjugate.

In some cases, R^{1a} is OR^{2a}.

In some cases, R^{2a} is substituted C₁-C₄ alkyl or optionally substituted C₅-C₁₀ alkyl. In some cases, R^{2a} is a pharmaceutically acceptable cation. In some cases, R^{2a} is a pharmaceutically acceptable cation selected from Li⁺, Na⁺, K⁺, Mg⁺⁺, Ca⁺⁺ and a protonated amine.

In some cases, R^{2a} is -[C(R^{5a})(R^{5b})]_mR^{5c}; m is 1, 2, 3, 4; and wherein at least one of R^{5a}, R^{5b} and R^{5c} is not hydrogen. In some cases, R^{5a} is hydrogen, R^{5b} is hydrogen and R^{5c} is not hydrogen.

In some cases, R^{5c} is at least one amino acid, a peptide, a lipid, a phospholipid, a glycoside, a nucleoside, a nucleotide, oligonucleotide, or polyethylene glycol.

In some cases, R^{1a} is SR^{3a}. In some cases, R^{3a} is optionally substituted C₁-C₁₀ alkyl.

In some cases, R^{3a} is -[C(R^{5a})(R^{5b})]_nR^{5c}.

In some cases, R^{5a} is hydrogen, R^{5b} is hydrogen and R^{5c} is not hydrogen. In some cases, R^{5c} is at least one amino acid, a peptide, a lipid, a phospholipid, a glycoside, a nucleoside, a nucleotide, oligonucleotide, or polyethylene glycol.

In some cases, R^{1a} is NR^{4a}R^{4b}.

In some cases, R^{4a} is hydrogen. In some cases, R^{4b} is optionally substituted alkyl.

In some cases, R^{4b} is -[C(R^{5a})(R^{5b})]_nR^{5c}.

In some cases, R^{5a} is hydrogen, R^{5b} is hydrogen and R^{5c} is not hydrogen. In some cases, R^{5c} is at least one amino acid, a peptide, a lipid, a phospholipid, a glycoside, a nucleoside, a nucleotide, oligonucleotide, or polyethylene glycol.

In some cases, R³ is -SCH₂C(=O)R^{1a}, -SCH₂-tetrazolyl, -SCH₂C(=O)NHOH, -SCH₂C(=O)O-alkyl-OC(=O)R^{3a}, -SCH₂C(=O)O-alkyl-OC(=O)OR^{3a}, -SCH₂C(=O)O-alkyl-OC(=O)NR^{4a}R^{4b}, or -SCH₂C(Oalkyl)₃;

R^{1a}

is OR^{2a}, NR^{4a}R^{4b}, at least one amino acid, a peptide, or a glycoside;

R^{2a}

is substituted C₁-C₄ alkyl, optionally substituted C₅-C₁₀ alkyl, optionally substituted heteroalkyl, optionally substituted cycloalkyl, optionally substituted heterocycloalkyl, optionally substituted aryl or optionally substituted heteroaryl; or

R^{2a}

is a pharmaceutically acceptable cation;

R^{3a}

is hydrogen, optionally substituted C_1 - C_{10} alkyl, optionally substituted heteroalkyl, optionally substituted cycloalkyl, optionally substituted heterocycloalkyl, optionally substituted aryl, optionally substituted heteroaryl;

R^{4a}

is hydrogen, optionally substituted alkyl, optionally substituted heteroalkyl, optionally substituted cycloalkyl or optionally substituted heterocycloalkyl; and

R^{4b}

is hydrogen, optionally substituted alkyl, optionally substituted heteroalkyl, optionally substituted cycloalkyl or optionally substituted heterocycloalkyl.

In some cases, R^B is $-SCH_2C(=O)R^{1a}$. In some cases, R^B is $-SCH_2C(=O)$ -at least one amino acid. In some cases, R^B is $-SCH_2C(=O)$ -lysine. In some cases, R^B is $-SCH_2C(=O)$ -glycoside. In some cases, R^B is $-SCH_2C(=O)$ -glucuronide. In some cases, R^B is $-SCH_2$ -tetrazolyl. In some cases, R^B is $-SCH_2C(=O)NHOH$. In some cases, R^B is $-SCH_2C(=O)O$ -alkyl- $OC(=O)R^{3a}$. In some cases, R^B is $-SCH_2C(=O)O-CH_2-OC(=O)R^{3a}$. In some cases, R^B is $-SCH_2C(=O)O-CH(CH_3)-OC(=O)R^{3a}$. In some cases, R^B is $-SCH_2C(=O)O-CH_2-OC(=O)OR^{3a}$. In some cases, R^B is $-SCH_2C(=O)O-CH(CH_3)-OC(=O)OR^{3a}$. In one case, R^B is $-SCH_2C(Oalkyl)_3$.

In one case, R^{1a} is OR^{2a} . In other case, R^{1a} is $NR^{4a}R^{4b}$.

Described herein is a method for decreasing uric acid levels in one or more tissues or organs, blood, serum, urine, or combinations thereof of an individual in need of decreased uric acid levels, comprising administering to the individual a uric acid level decreasing amount of:

- (i) a compound of formula (I); or
- (ii) a compound of formula (II); or
- (iii) a compound of formula (III); or
- (iv) a combination thereof.

In one case, the reduction in uric acid levels results in a reduction in hypertension or cardiovascular events.

In one case, the method comprises administering one or more metabolites of a compound of formula (I).

In one case, the compound of formula (I) is 4-(2-(5-bromo-4-(1-cyclopropyl-naphthalen-4-yl)-4H-1,2,4-triazol-3-ylthio)acetamido)-3-chlorobenzoic acid or a metabolite, pharmaceutically acceptable salt, solvate, ester, tautomer or prodrug thereof.

In one case, the compound of formula (III) is 2-(5-bromo-4-(4-cyclopropyl-naphthalen-1-yl)-4H-1,2,4-triazol-3-ylthio)acetic acid or a metabolite, pharmaceutically acceptable salt, solvate, ester, tautomer or prodrug thereof.

In some cases, the method comprises administering a compound of formula (III), or a metabolite, pharmaceutically acceptable salt, solvate, ester, tautomer or prodrug thereof, to the individual.

In some cases, the method comprises administering a compound of formula (II), wherein the compound of formula (II) is a 3,5-disubstituted-4-(4- R^C -naphthalen-1-yl)-4H-1,2,4-triazole wherein the substituent at the 3-position is $-R^B$ and the substituent at the 5-position is $-R^A$, or a metabolite, pharmaceutically acceptable salt, solvate, ester, tautomer or prodrug thereof, to the individual.

In some cases, the method comprises administering a compound of formula (II), wherein the compound of formula (II) is a 3-substituted-4-(4-cyclopropyl-naphthalen-1-yl)-4H-1,2,4-triazole wherein the substituent at the 3-position is $-R^B$, or a metabolite, pharmaceutically acceptable salt, solvate, ester, tautomer or prodrug thereof, to the individual.

In some cases, the method comprises administering a compound of formula (I), or a metabolite, pharmaceutically acceptable salt, solvate, ester, tautomer or prodrug thereof to the individual.

Described herein is a method of treating or preventing a condition characterized by abnormal tissue or organ levels of uric acid in an individual comprising administering to the individual an effective amount of:

- (i) a compound of formula (I); or
- (ii) a compound of formula (II); or
- (iii) a compound of formula (III); or
- (iv) a combination thereof.

In some cases, the condition is gout, a recurrent gout attack, gouty arthritis, hyperuricaemia, hypertension, a cardiovascular disease, coronary heart disease, Lesch-Nyhan syndrome, Kelley-Seegmiller syndrome, kidney disease, kidney stones, kidney failure, joint inflammation, arthritis, urolithiasis, plumbism, hyperparathyroidism, psoriasis, sarcoidosis, hypoxanthine-guanine phosphoribosyltransferase (HPRT) deficiency or a combination thereof.

In one case, the condition is gout. In some cases, the method further comprises administering an additional agent effective for the treatment of the gout. In some cases, the additional agent is allopurinol, febuxostat, FYX-051 (4-(5-pyridin-4-yl-1H-[1,2,4]triazol-3-yl)pyridine-2-carbonitrile), or combinations thereof.

Disclosed herein is a method of treating or preventing cancer which also maintains uric acid levels at pretreatment levels or causes a decrease in uric acid levels, comprising administering:

- a) an effective amount of an anticancer agent;
- b) a uric acid level maintaining or lowering amount of
 - (i) a compound of formula (I); or
 - (ii) a compound of formula (II); or
 - (iii) a compound of formula (III); or
 - (iv) a combination thereof.

In one case, provided is a pharmaceutical composition comprising:

- (i) a compound of formula (I); or
- (ii) a compound of formula (II); or
- (iii) a compound of formula (III); or
- (iv) a combination of (i), (ii), and (iii); and
- (v) optionally one or more pharmaceutically acceptable carriers.

In some cases, the pharmaceutical composition further comprises allopurinol, febuxostat, FYX-051 (4-(5-pyridin-4-yl-1*H*-[1,2,4]triazol-3-yl)pyridine-2-carbonitrile), or combinations thereof.

Throughout the specification, groups and substituents thereof are chosen by one skilled in the field to provide stable moieties and compounds.

The invention is as set forth in the appended claims. A better understanding of the features and advantages of the present disclosure will be obtained by reference to the following detailed description that sets forth illustrations, in which the principles described herein are utilized, and the accompanying drawings of which:

Figure 1 represents serum uric acid (mg/dL) levels 0, 3, 7 and 14 days after administering 4-(2-(5-bromo-4-(4-cyclopropyl)naphthalen-1-yl)-4*H*-1,2,4-triazol-3-ylthio)acetamido)-3-chlorobenzoic acid, potassium salt in humans at doses of 300mg, 400mg or 500mg b.i.d. (twice daily)

Figure 2 represents serum uric acid ($\mu\text{mol/L}$) levels 0, 3, 7 and 14 days after administering 4-(2-(5-bromo-4-(4-cyclopropyl)naphthalen-1-yl)-4*H*-1,2,4-triazol-3-ylthio)acetamido)-3-chlorobenzoic acid, potassium salt in humans at doses of 300mg, 400mg or 500mg b.i.d. (twice daily)

Figure 3 represents the change in serum uric acid (mg/dL) levels 3, 7 and 14 days after administering 4-(2-(5-bromo-4-(4-cyclopropyl)naphthalen-1-yl)-4*H*-1,2,4-triazol-3-ylthio)acetamido)-3-chlorobenzoic acid, potassium salt in humans at doses of 300mg, 400mg or 500mg b.i.d.

Figure 4 represents change in serum uric acid ($\mu\text{mol/L}$) levels 3, 7 and 14 days after administering 4-(2-(5-bromo-4-(4-cyclopropyl)naphthalen-1-yl)-4*H*-1,2,4-triazol-3-ylthio)acetamido)-3-chlorobenzoic acid, potassium salt in humans at doses of 300mg, 400mg or 500mg b.i.d.

Figure 5 represents change in serum uric acid ($\mu\text{mol/dL}$) levels by treatment day after administering 4-(2-(5-bromo-4-(4-cyclopropyl)naphthalen-1-yl)-4*H*-1,2,4-triazol-3-ylthio)acetamido)-3-chlorobenzoic acid, potassium salt in humans at doses of 300mg, 400mg or 500mg b.i.d.

Figure 6 represents the increase in daily uric acid output following oral administration of 2-(5-bromo-4-(4-cyclopropyl)naphthalen-1-yl)-4*H*-1,2,4-triazol-3-ylthio)acetic acid solution.

The invention is set forth in the appended claims. A better understanding of the features and advantages of the present invention will be obtained by reference to the following detailed description that sets forth illustrations, in which the principles of the invention are utilized.

While preferred cases of the present invention have been shown and described herein, it will be obvious to those skilled in the art that such cases are provided by way of example only. Numerous variations, changes, and substitutions will now occur to those skilled in the art without departing from the invention. It should be understood that various alternatives to the cases of the invention described herein may be employed in practicing the invention. It is intended that the following claims define the scope of the invention and that methods and structures within the scope of these claims and their equivalents be covered thereby.

The section headings used herein are for organizational purposes only and are not to be construed as limiting the subject matter described.

Certain Chemical Terminology

Unless defined otherwise, all technical and scientific terms used herein have the same meaning as is commonly understood by one of skill in the art to which the claimed subject matter belongs. In the event that there is a plurality of definitions for terms herein, those in this section prevail.

It is to be understood that the foregoing general description and the following detailed description are exemplary and explanatory only and are not restrictive of any subject matter claimed. In this application, the use of the singular includes the plural unless specifically stated otherwise. It must be noted that, as used in the specification and the appended claims, the singular forms "a", "an" and "the" include plural referents unless the context clearly dictates otherwise. It should also be noted that use of "or" means "and/or" unless stated otherwise. Furthermore, use of the term "including" as well as other forms, such as "include", "includes", and "included" is not limiting.

Definition of standard chemistry terms may be found in reference works, including Carey and Sundberg "ADVANCED ORGANIC CHEMISTRY 4TH ED." Vols. A (2000) and B (2001), Plenum Press, New York. Unless otherwise indicated, conventional methods of mass spectroscopy, NMR, HPLC, IR and UV/Vis spectroscopy and pharmacology, within the skill of the art are employed. Unless specific definitions are provided, the nomenclature employed herein are the standard definitions. Standard techniques can be used for chemical syntheses, chemical analyses, pharmaceutical preparation, formulation, and delivery, and treatment of individuals. Reactions and purification techniques can be performed e.g., using kits of manufacturer's specifications or as commonly accomplished in the art or as described herein. The foregoing techniques and procedures can be generally performed of conventional methods well known in the art and as described in various general and more specific references that are cited and discussed throughout the present specification. Throughout the specification, groups and substituents thereof can be chosen by one skilled in the field to provide stable moieties and compounds.

Where substituent groups are specified by their conventional chemical formulas, written from left to right, they equally encompass the chemically identical substituents that would result from writing the structure from right to left. As a non-limiting example, $-\text{CH}_2\text{O}-$ is equivalent to $-\text{OCH}_2-$.

Unless otherwise noted, the use of general chemical terms, such as though not limited to "alkyl," "amine," "aryl," are equivalent to their optionally substituted forms. For example, "alkyl," as used herein, includes optionally substituted alkyl.

In some cases, the compounds presented herein possess one or more stereocenters. In some cases, the stereocenter is in the R configuration, the S configuration, or combinations thereof. In some cases, the compounds presented herein possess one or more double bonds. In some cases, the compounds presented herein possess one or more double bonds wherein each double bond exists in the E (*trans*) or Z (*cis*) configuration, or combinations thereof. Presentation of one particular stereoisomer, regioisomer, diastereomer, enantiomer or epimer should be understood to include all possible stereoisomers, regioisomers, diastereomers, enantiomers or epimers and mixtures thereof. Thus, the compounds presented herein include all separate configurational stereoisomeric, regioisomeric, diastereomeric, enantiomeric, and epimeric forms as well as the corresponding mixtures thereof. Techniques for inverting or leaving unchanged a particular stereocenter, and those for resolving mixtures of stereoisomers are found, for example, Furniss et al. (eds.), VOGEL'S ENCYCLOPEDIA OF PRACTICAL ORGANIC CHEMISTRY 5.sup.TH ED., Longman Scientific and Technical Ltd., Essex, 1991, 809-816; and Heller, Acc. Chem. Res. 1990, 23, 128.

The terms "moiety", "chemical moiety", "group" and "chemical group", as used herein refer to a specific segment or functional group of a molecule. Chemical moieties are often recognized chemical entities embedded in or appended to a molecule.

The term "reactant," as used herein, refers to a nucleophile or electrophile used to create covalent linkages.

The term "bond" or "single bond" refers to a chemical bond between two atoms, or two moieties when the atoms joined by the bond are considered to be part of larger substructure.

The term "optional" or "optionally" means that the subsequently described event or circumstance may or may not occur, and that the description includes instances where said event or circumstance occurs and instances in which it does not. For example, "optionally substituted alkyl" means either "alkyl" or "substituted alkyl" as defined below. Further, an optionally substituted group may be unsubstituted (e.g., -CH₂CH₃), fully substituted (e.g., -CF₂CF₃), mono-substituted (e.g., -CH₂CH₂F) or substituted at a level anywhere in-between fully substituted and mono-substituted (e.g., -CH₂CHF₂, -CH₂CF₃, -CF₂CH₃, -CFHCHF₂, etc). It will be understood by those skilled in the art with respect to any group containing one or more substituents that such groups are not intended to introduce any substitution or substitution patterns (e.g., substituted alkyl includes optionally substituted cycloalkyl groups, which in turn are defined as including optionally substituted alkyl groups, potentially *ad infinitum*) that are sterically impractical and/or synthetically non-feasible. Thus, any substituents described should generally be understood as having a maximum molecular weight of about 1,000 daltons, and more typically, up to about 500 daltons (except in those instances where macromolecular substituents are clearly intended, e.g., polypeptides, polysaccharides, polyethylene glycols, DNA, RNA and the like).

As used herein, C₁-C_x includes C₁-C₂, C₁-C₃ ... C₁-C_x. By way of example only, a group designated as "C₁-C₄" indicates that there are one to four carbon atoms in the moiety, i.e. groups containing 1 carbon atom, 2 carbon atoms, 3 carbon atoms or 4 carbon atoms, as well as the ranges C₁-C₂ and C₁-C₃. Thus, by way of example only, "C₁-C₄ alkyl" indicates that there are one to four carbon atoms in the alkyl group, i.e., the alkyl group is selected from among methyl, ethyl, propyl, *iso*-propyl, *n*-butyl, *iso*-butyl, *sec*-butyl, and *t*-butyl. Whenever it appears herein, a numerical range such as "1 to 10" refers to each integer in the given range; e.g., "1 to 10 carbon atoms" means that the group may have 1 carbon atom, 2 carbon atoms, 3 carbon atoms, 4 carbon atoms, 5 carbon atoms, 6 carbon atoms, 7 carbon atoms, 8 carbon atoms, 9 carbon atoms, or 10 carbon atoms.

The term "lower" as used herein in combination with terms such as alkyl, alkenyl or alkynyl, (i.e. "lower alkyl", "lower alkenyl" or "lower alkynyl") refers to an optionally substituted straight-chain, or optionally substituted branched-chain saturated hydrocarbon monoradical having from one to about six carbon atoms, more preferably one to three carbon atoms. Examples include, but are not limited to methyl, ethyl, *n*-propyl, isopropyl, 2-methyl-1-propyl, 2-methyl-2-propyl, 2-methyl-1-butyl, 3-methyl-1-butyl, 2-methyl-3-butyl, 2,2-dimethyl-1-propyl, 2-methyl-1-pentyl, 3-methyl-1-pentyl, 4-methyl-1-pentyl, 2-methyl-2-pentyl, 3-methyl-2-pentyl, 4-methyl-2-pentyl, 2,2-dimethyl-1-butyl, 3,3-dimethyl-1-butyl, 2-ethyl-1-butyl, *n*-butyl, isobutyl, *sec*-butyl, *t*-butyl, *n*-pentyl, isopentyl, neopentyl, *tert*-amyl and hexyl.

The term "hydrocarbon" as used herein, alone or in combination, refers to a compound or chemical group containing only carbon and hydrogen atoms.

The terms "heteroatom" or "hetero" as used herein, alone or in combination, refer to an atom other than carbon or hydrogen. Heteroatoms are may be independently selected from among oxygen, nitrogen, sulfur, phosphorous, silicon, selenium and tin but are not limited to these atoms. In cases in which two or more heteroatoms are present, the two or more heteroatoms can be the same as each other, or some or all of the two or more heteroatoms can each be different from the others.

The term "alkyl" as used herein, alone or in combination, refers to an optionally substituted straight-chain, or optionally substituted branched-chain saturated hydrocarbon monoradical having from one to about ten carbon atoms, more preferably one to six carbon atoms. Examples include, but are not limited to methyl, ethyl, *n*-propyl, isopropyl, 2-methyl-1-propyl, 2-methyl-2-propyl, 2-methyl-1-butyl, 3-methyl-1-butyl, 2-methyl-3-butyl, 2,2-dimethyl-1-propyl, 2-methyl-1-pentyl, 3-methyl-1-pentyl, 4-methyl-1-pentyl, 2-methyl-2-pentyl, 3-methyl-2-pentyl, 4-methyl-2-pentyl, 2,2-dimethyl-1-butyl, 3,3-dimethyl-1-butyl, 2-ethyl-1-butyl, *n*-butyl, isobutyl, *sec*-butyl, *t*-butyl, *n*-pentyl, isopentyl, neopentyl, *tert*-amyl and hexyl, and longer alkyl groups, such as heptyl, octyl and the like. Whenever it appears herein, a numerical range such as "C₁-C₆ alkyl" or "C_{1,6} alkyl", means that the alkyl group may consist of 1 carbon atom, 2 carbon atoms, 3 carbon atoms, 4 carbon atoms, 5 carbon atoms or 6 carbon atoms, although the present definition also covers the occurrence of the term "alkyl" where no numerical range is designated.

The term "alkylene" as used herein, alone or in combination, refers to a diradical derived from the above-defined monoradical, alkyl. Examples include, but are not limited to methylene (-CH₂-), ethylene (-CH₂CH₂-), propylene (-CH₂CH₂CH₂-), isopropylene (-CH(CH₃)CH₂-) and the like.

The term "alkenyl" as used herein, alone or in combination, refers to an optionally substituted straight-chain, or optionally substituted branched-chain hydrocarbon monoradical having one or more carbon-carbon double-bonds and having from two to about ten carbon atoms, more preferably two to about six carbon atoms. The group may be in either the *cis* or *trans* conformation about the double bond(s), and should be understood to include both isomers. Examples include, but are not limited to ethenyl (-CH=CH₂), 1-propenyl (-CH₂CH=CH₂), isopropenyl [-C(CH₃)=CH₂], butenyl, 1,3-butadienyl and the like. Whenever it appears herein, a numerical range such as "C₂-C₆ alkenyl" or "C_{2,6} alkenyl", means that the alkenyl group may consist of 2 carbon atoms, 3 carbon atoms, 4 carbon atoms, 5 carbon atoms or 6 carbon atoms, although the present definition also covers the occurrence of the term "alkenyl" where no numerical range is designated.

The term "alkenylene" as used herein, alone or in combination, refers to a diradical derived from the above-defined monoradical alkenyl. Examples include, but are not limited to ethenylene ($-\text{CH}=\text{CH}-$), the propenylene isomers (e.g., $-\text{CH}_2\text{CH}=\text{CH}-$ and $-\text{C}(\text{CH}_3)=\text{CH}-$) and the like.

The term "alkynyl" as used herein, alone or in combination, refers to an optionally substituted straight-chain or optionally substituted branched-chain hydrocarbon monoradical having one or more carbon-carbon triple-bonds and having from two to about ten carbon atoms, more preferably from two to about six carbon atoms. Examples include, but are not limited to ethynyl, 2-propynyl, 2-butynyl, 1,3-butadiynyl and the like. Whenever it appears herein, a numerical range such as "C₂-C₆ alkynyl" or "C₂₋₆ alkynyl", means that the alkynyl group may consist of 2 carbon atoms, 3 carbon atoms, 4 carbon atoms, 5 carbon atoms or 6 carbon atoms, although the present definition also covers the occurrence of the term "alkynyl" where no numerical range is designated.

The term "alkynylene" as used herein, alone or in combination, refers to a diradical derived from the above-defined monoradical, alkynyl. Examples include, but are not limited to ethynylene ($-\text{C}\equiv\text{C}-$), propargylene ($-\text{CH}_2-\text{C}\equiv\text{C}-$) and the like.

The term "aliphatic" as used herein, alone or in combination, refers to an optionally substituted, straight-chain or branched-chain, non-cyclic, saturated, partially unsaturated, or fully unsaturated nonaromatic hydrocarbon. Thus, the term collectively includes alkyl, alkenyl and alkynyl groups.

The terms "heteroalkyl", "heteroalkenyl" and "heteroalkynyl" as used herein, alone or in combination, refer to optionally substituted alkyl, alkenyl and alkynyl structures respectively, as described above, in which one or more of the skeletal chain carbon atoms (and any associated hydrogen atoms, as appropriate) are each independently replaced with a heteroatom (i.e. an atom other than carbon, such as though not limited to oxygen, nitrogen, sulfur, silicon, phosphorous, tin or combinations thereof), or heteroatomic group such as though not limited to $-\text{O}-\text{O}-$, $-\text{S}-\text{S}-$, $-\text{O}-\text{S}-$, $-\text{S}-\text{O}-$, $=\text{N}-\text{N}-$, $-\text{N}=\text{N}-$, $-\text{N}=\text{N}-\text{NH}-$, $-\text{P}(\text{O})_2-$, $-\text{O}-\text{P}(\text{O})_2-$, $-\text{P}(\text{O})_2-\text{O}-$, $-\text{S}(\text{O})-$, $-\text{S}(\text{O})_2-$, $-\text{SnH}_2-$ and the like.

The terms "haloalkyl", "haloalkenyl" and "haloalkynyl" as used herein, alone or in combination, refer to optionally substituted alkyl, alkenyl and alkynyl groups respectively, as defined above, in which one or more hydrogen atoms is replaced by fluorine, chlorine, bromine or iodine atoms, or combinations thereof. In some cases two or more hydrogen atoms may be replaced with halogen atoms that are the same as each other (e.g. difluoromethyl); in other cases two or more hydrogen atoms may be replaced with halogen atoms that are not all the same as each other (e.g. 1-chloro-1-fluoro-1-iodoethyl). Non-limiting examples of haloalkyl groups are fluoromethyl and bromoethyl. A non-limiting example of a haloalkenyl group is bromoethenyl. A non-limiting example of a haloalkynyl group is chloroethynyl.

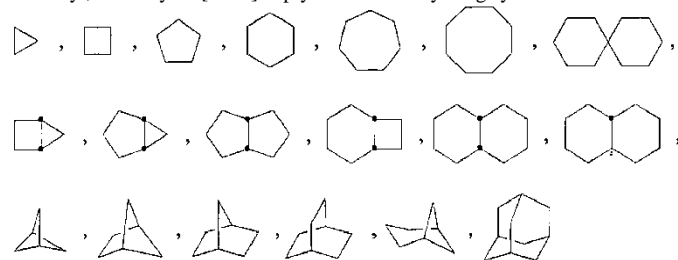
The term "perhalo" as used herein, alone or in combination, refers to groups in which all of the hydrogen atoms are replaced by fluorines, chlorines, bromines, iodines, or combinations thereof. Thus, as a non-limiting example, the term "perhaloalkyl" refers to an alkyl group, as defined herein, in which all of the H atoms have been replaced by fluorines, chlorines, bromines or iodines, or combinations thereof. A non-limiting example of a perhaloalkyl group is bromo, chloro, fluoromethyl. A non-limiting example of a perhaloalkenyl group is trichloroethenyl. A non-limiting example of a perhaloalkynyl group is tribromopropynyl.

The term "carbon chain" as used herein, alone or in combination, refers to any alkyl, alkenyl, alkynyl, heteroalkyl, heteroalkenyl or heteroalkynyl group, which is linear, cyclic, or any combination thereof. If the chain is part of a linker and that linker comprises one or more rings as part of the core backbone, for purposes of calculating chain length, the "chain" only includes those carbon atoms that compose the bottom or top of a given ring and not both, and where the top and bottom of the ring(s) are not equivalent in length, the shorter distance shall be used in determining the chain length. If the chain contains heteroatoms as part of the backbone, those atoms are not calculated as part of the carbon chain length.

The terms "cycle", "cyclic", "ring" and "membered ring" as used herein, alone or in combination, refer to any covalently closed structure, including alicyclic, heterocyclic, aromatic, heteroaromatic and polycyclic fused or non-fused ring systems as described herein. Rings can be optionally substituted. Rings can form part of a fused ring system. The term "membered" is meant to denote the number of skeletal atoms that constitute the ring. Thus, by way of example only, cyclohexane, pyridine, pyran and pyrimidine are six-membered rings and cyclopentane, pyrrole, tetrahydrofuran and thiophene are five-membered rings.

The term "fused" as used herein, alone or in combination, refers to cyclic structures in which two or more rings share one or more bonds.

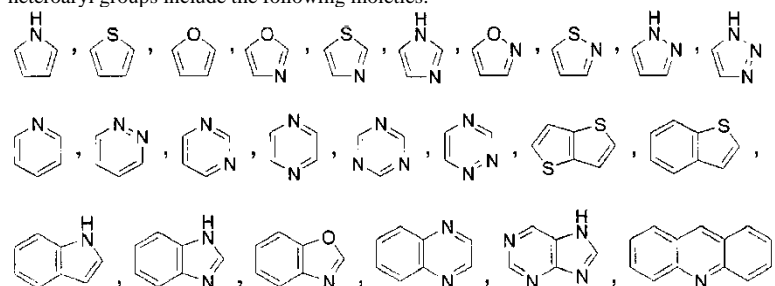
The term "cycloalkyl" as used herein, alone or in combination, refers to an optionally substituted, saturated, hydrocarbon monoradical ring, containing from three to about fifteen ring carbon atoms or from three to about ten ring carbon atoms, though may include additional, non-ring carbon atoms as substituents (e.g. methylcyclopropyl). Whenever it appears herein, a numerical range such as "C₃-C₆ cycloalkyl" or "C₃₋₆ cycloalkyl", means that the cycloalkyl group may consist of 3 carbon atoms, 4 carbon atoms, 5 carbon atoms or 6 carbon atoms, i.e., is cyclopropyl, cyclobutyl, cyclopentyl or cycloheptyl, although the present definition also covers the occurrence of the term "cycloalkyl" where no numerical range is designated. The term includes fused, non-fused, bridged and spiro radicals. A fused cycloalkyl may contain from two to four fused rings where the ring of attachment is a cycloalkyl ring, and the other individual rings may be alicyclic, heterocyclic, aromatic, heteroaromatic or any combination thereof. Examples include, but are not limited to cyclopropyl, cyclopentyl, cyclohexyl, decalyl, and bicyclo [2.2.1] heptyl and adamantyl ring systems. Illustrative examples include, but are not limited to the following moieties:



and the like.

The term "cycloalkenyl" as used herein, alone or in combination, refers to an optionally substituted hydrocarbon non-aromatic, monoradical

The term "heteroaryl" as used herein, alone or in combination, refers to optionally substituted aromatic monoradicals containing from about five to about twenty skeletal ring atoms, where one or more of the ring atoms is a heteroatom independently selected from among oxygen, nitrogen, sulfur, phosphorous, silicon, selenium and tin but not limited to these atoms and with the proviso that the ring of said group does not contain two adjacent O or S atoms. In cases in which two or more heteroatoms are present in the ring, the two or more heteroatoms can be the same as each another, or some or all of the two or more heteroatoms can each be different from the others. The term heteroaryl includes optionally substituted fused and non-fused heteroaryl radicals having at least one heteroatom. The term heteroaryl also includes fused and non-fused heteroaryls having from five to about twelve skeletal ring atoms, as well as those having from five to about ten skeletal ring atoms. Bonding to a heteroaryl group can be via a carbon atom or a heteroatom. Thus, as a non-limiting example, an imidazole group may be attached to a parent molecule via any of its carbon atoms (imidazol-2-yl, imidazol-4-yl or imidazol-5-yl), or its nitrogen atoms (imidazol-1-yl or imidazol-3-yl). Likewise, a heteroaryl group may be further substituted via any or all of its carbon atoms, and/or any or all of its heteroatoms. A fused heteroaryl radical may contain from two to four fused rings where the ring of attachment is a heteroaromatic ring and the other individual rings may be alicyclic, heterocyclic, aromatic, heteroaromatic or any combination thereof. A non-limiting example of a single ring heteroaryl group includes pyridyl; fused ring heteroaryl groups include benzimidazolyl, quinolinyl, acridinyl; and a non-fused bi-heteroaryl group includes bipyridinyl. Further examples of heteroaryls include, without limitation, furanyl, thienyl, oxazolyl, acridinyl, phenazinyl, benzimidazolyl, benzofuranyl, benzoxazolyl, benzothiazolyl, benzothiadiazolyl, benzothiophenyl, benzoxadiazolyl, benzotriazolyl, imidazolyl, indolyl, isoxazolyl, isoquinolinyl, indolizyl, isothiazolyl, isoindolyloxadiazolyl, indazolyl, pyridyl, pyridazyl, pyrimidyl, pyrazinyl, pyrrolyl, pyrazinyl, pyrazolyl, purinyl, phthalazinyl, pteridinyl, quinolinyl, quinazolinyl, quinoxalinyl, triazolyl, tetrazolyl, thiazolyl, triazinyl, thiadiazolyl and the like, and their oxides, such as for example pyridyl-N-oxide. Illustrative examples of heteroaryl groups include the following moieties:



and the like.

The term "heteroarylene" as used herein, alone or in combination, refers to a diradical derived from the above-defined monoradical heteroaryl. Examples include, but are not limited to pyridinyl and pyrimidinyl.

The term "heterocyclyl" as used herein, alone or in combination, refers collectively to heteroalicycyl and heteroaryl groups. Herein, whenever the number of carbon atoms in a heterocycle is indicated (e.g., C₁-C₆ heterocycle), at least one non-carbon atom (the heteroatom) must be present in the ring. Designations such as "C₁-C₆ heterocycle" refer only to the number of carbon atoms in the ring and do not refer to the total number of atoms in the ring. Designations such as "4-6 membered heterocycle" refer to the total number of atoms that are contained in the ring (i.e., a four, five, or six membered ring, in which at least one atom is a carbon atom, at least one atom is a heteroatom and the remaining two to four atoms are either carbon atoms or heteroatoms). For heterocycles having two or more heteroatoms, those two or more heteroatoms can be the same or different from one another. Heterocycles can be optionally substituted. Non-aromatic heterocyclic groups include groups having only three atoms in the ring, while aromatic heterocyclic groups must have at least five atoms in the ring. Bonding (i.e. attachment to a parent molecule or further substitution) to a heterocycle can be via a heteroatom or a carbon atom.

The term "carbocyclyl" as used herein, alone or in combination, refers collectively to alicyclyl and aryl groups; i.e. all carbon, covalently closed ring structures, which may be saturated, partially unsaturated, fully unsaturated or aromatic. Carbocyclic rings can be formed by three, four, five, six, seven, eight, nine, or more than nine carbon atoms. Carbocycles can be optionally substituted. The term distinguishes carbocyclic from heterocyclic rings in which the ring backbone contains at least one atom which is different from carbon.

The terms "halogen", "halo" or "halide" as used herein, alone or in combination, refer to fluoro, chloro, bromo and iodo.

The term "hydroxy" as used herein, alone or in combination, refers to the monoradical -OH.

The term "cyano" as used herein, alone or in combination, refers to the monoradical -CN.

The term "cyanomethyl" as used herein, alone or in combination, refers to the monoradical -CH₂CN.

The term "nitro" as used herein, alone or in combination, refers to the monoradical -NO₂.

The term "oxy" as used herein, alone or in combination, refers to the diradical -O-.

The term "oxo" as used herein, alone or in combination, refers to the diradical =O.

The term "carbonyl" as used herein, alone or in combination, refers to the diradical -C(=O)-, which may also be written as -C(O)-.

The terms "carboxy" or "carboxyl" as used herein, alone or in combination, refer to the moiety -C(O)OH, which may also be written as -COOH.

The term "alkoxy" as used herein, alone or in combination, refers to an alkyl ether radical, -O-alkyl, including the groups -O-aliphatic and -O-carbocyclyl, wherein the alkyl, aliphatic and carbocyclyl groups may be optionally substituted, and wherein the terms alkyl, aliphatic and carbocyclyl are as defined herein. Non-limiting examples of alkoxy radicals include methoxy, ethoxy, n-propoxy, isopropoxy, n-butoxy, isobutoxy, sec-butoxy, tert-butoxy and the like.

The term "sulfinyl" as used herein, alone or in combination, refers to the diradical $-S(=O)-$.

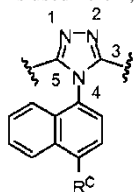
The term "sulfonyl" as used herein, alone or in combination, refers to the diradical $-S(=O)_2-$.

The terms "sulfonamide", "sulfonamido" and "sulfonamidyl" as used herein, alone or in combination, refer to the diradical groups $-S(=O)_2-$ -NH- and $-NH-S(=O)_2-$.

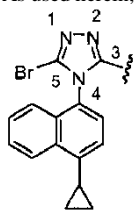
The terms "sulfamide", "sulfamido" and "sulfamidyl" as used herein, alone or in combination, refer to the diradical group $-NH-S(=O)-NH-$.

It is to be understood that in instances where two or more radicals are used in succession to define a substituent attached to a structure, the first named radical is considered to be terminal and the last named radical is considered to be attached to the structure in question. Thus, for example, the radical arylalkyl is attached to the structure in question by the alkyl group.

As used herein, "3,5-disubstituted 4-(4- R^C -naphthalen-1-yl)-4H-1,2,4-triazole" refers to :



As used herein, "3-substituted-5-bromo-4-(4-cyclopropylnaphthalen-1-yl)-4H-1,2,4-triazole" refers to :

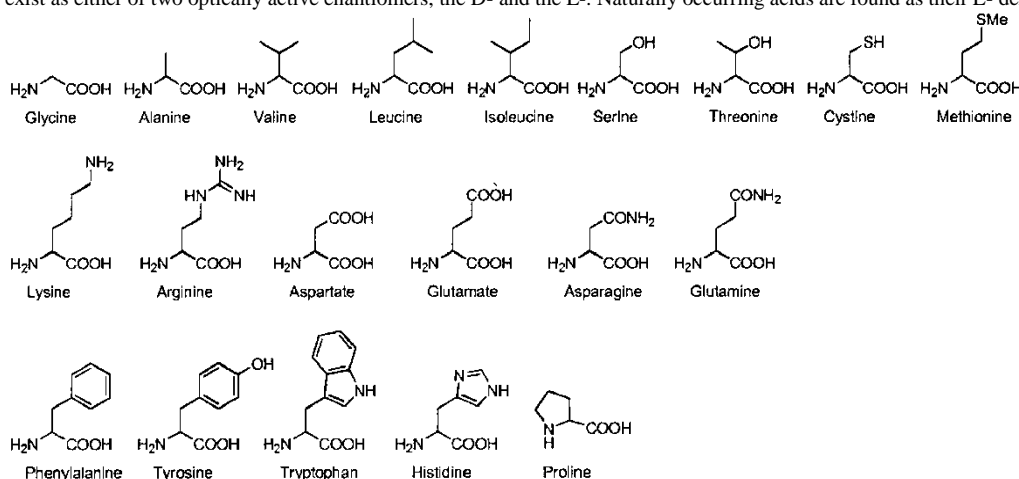


The term "natural" as used herein refers to a group or compound that is present in or produced by nature.

The term "unnatural" or "non-natural" refers to a group or compound that is not present in or produced by nature. An "unnatural" or "non-natural" group or compound is typically produced by human intervention. An "unnatural" or "non-natural" group or compound is artificial.

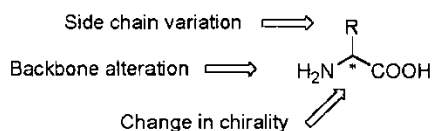
The term "amino acid" as used herein refers to a group or compound that consists of an amino group, a carboxyl group, a H atom and a distinctive R group (or side chain). "Amino acid" includes, α -amino acids, β -amino acids, δ -amino acids, and γ -amino acids. α -Amino acids consists of an amino group, a carboxyl group, a H atom and a distinctive R group which is bonded to the α -carbon atom. "Amino acid" includes natural amino acids, unnatural amino acids, amino acid analogs, amino acid mimics, and the like.

In one case, the term "amino acid" refers to one of the naturally occurring twenty amino acids (i.e. α -amino acids), as shown below. Amino acids consist of an amino group, a carboxyl group, an H atom and a distinctive R group (or side chain), all of which are bonded to an α -carbon atom. As a result of containing three differing groups on the α -carbon atom, amino acids contain a chiral center, and therefore may exist as either of two optically active enantiomers, the D- and the L-. Naturally occurring acids are found as their L- derivatives.



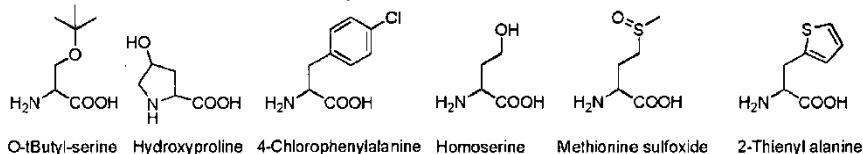
In another case, the amino acid is an "unnatural amino acid", "non-natural amino acid", "amino acid analog", "amino acid mimic".

"Unnatural amino acid", "non-natural amino acid", "amino acid analog", "amino acid mimic" and the like, as used herein, refer to an amino acid that is not one of the 20 natural amino acids. These terms refer to amino acids wherein the fundamental amino acid molecule has been modified in some way. Such modifications include, though are not limited to side chain variations; substitutions on, or alterations to, the amino-CH-carboxyl backbone; D-enantiomers; combinations thereof and the like.

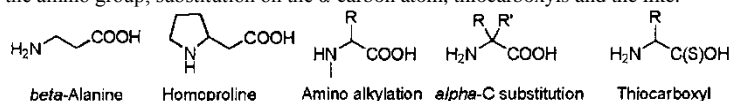


These terms also include, but are not limited to, amino acids which occur naturally but are not naturally incorporated into a growing polypeptide chain, such as, though not limited to N-acetylglucosaminyl-L-serine, N-acetylglucosaminyl-L-threonine, O-phosphotyrosine and the like. Further, these terms also include, but are not limited to, amino acids which do not occur naturally and may be obtained synthetically or may be obtained by modification of natural, naturally occurring or non-natural amino acids.

Illustrative examples of side chain variations include though are not limited to, O-*t*-butyl-serine, hydroxyproline, 4-chlorophenylalanine, homoserine, methionine sulfoxide, thienylalanine and the like.

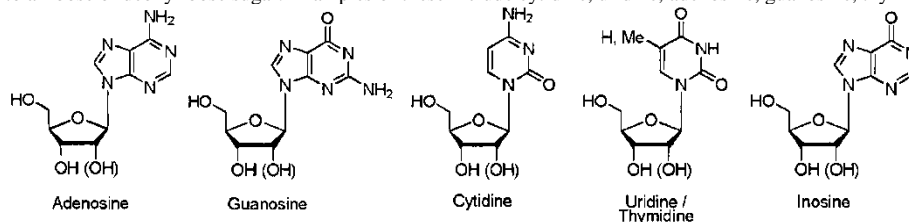


Illustrative examples of backbone alterations include though are not limited to, β -amino acids such as β -alanine, homoproline, alkylation of the amino group, substitution on the α -carbon atom, thiocarboxyls and the like.



A peptide can be natural or unnatural, and consists of amino acids that are linked together. The terms "natural peptide", "natural polypeptide", "natural protein" and the like, as used herein, refer to a polymer of natural amino acid residues linked by covalent peptide bonds, and include amino acid chains of any length, including full length proteins. The terms "unnatural peptide", "peptide mimic", "peptide analog", "unnatural polypeptide", "unnatural protein" and the like, as used herein, refer to a polymer of amino acid residues of any length, including full length proteins, wherein one or more of the amino acids is an unnatural amino acid, and / or wherein one or more of the amino acids are joined by chemical means other than natural peptide bonds. Illustrative examples of linking groups that can be used as alternatives to the natural peptide bond include, but are not limited to ethylene (-CH₂-CH₂-), ethynylene (-CH=CH-), ketomethylene (-C(=O)CH₂- or -CH₂C(=O)-), aminomethylene (-CH₂-NH- or -NH-CH₂-), methylene ether (-CH₂-O- or -O-CH₂-), thioether (-CH₂-S- or -S-CH₂-), thioamide (-C(=S)NH- or -NH-C(=S)-), ester (-C(=O)O- or O-C(=O)-), tetrazole, thiazole and the like.

"Nucleoside" is a glycosylamine consisting of a nucleobase (often referred to simply base) bound to a ribose or deoxyribose sugar. A nucleoside can be a natural nucleoside or an unnatural nucleoside. The term "natural-nucleoside" as used herein refers to a nucleobase bound to a ribose or deoxyribose sugar. Examples of these include cytidine, uridine, adenosine, guanosine, thymidine and inosine.



The terms "unnatural nucleoside", "nucleoside analog" and the like, as used herein, refer to a nucleoside that is not one of the 6 nucleosides. These terms refer to nucleosides wherein the fundamental nucleoside molecule has been modified in some way. Such modifications include, though are not limited to base modifications, sugar modifications, alterations of the linkages between the base and sugar, use of alternate stereochemistries; combinations thereof and the like.

The terms "nucleotide", "polynucleotide", "oligonucleotide", "nucleic acid", "nucleic acid polymer" and the like, as used herein, refer to deoxyribonucleotides, deoxyribonucleosides, ribonucleosides or ribonucleotides and polymers thereof in either single- or double-stranded form, including, but not limited to, (i) analogues of natural nucleotides which have similar binding properties as a reference nucleic acid and are metabolized in a manner similar to naturally occurring nucleotides; (ii) oligonucleotide analogs including, but are not limited to, PNA (peptidonic acid), analogs of DNA used in antisense technology (phosphorothioates, phosphoramidates, and the like).

The term "lipid" as used herein refers to any fat-soluble (lipophilic), naturally-occurring molecule, such as fats, oils, waxes, cholesterol, sterols, fat-soluble vitamins (such as vitamins A, D, E and K), monoglycerides, diglycerides, phospholipids, fatty acid, fatty acid esters, and the like. Lipids can be natural or unnatural. In one case the lipid is a fatty acid. Fatty acids are saturated or unsaturated. Saturated fatty acids include, but are not limited to, lauric acid, myristic acid, palmitic acid, stearic acid, arachidic acid. Unsaturated fatty acids include, but are not limited to, palmitoleic acid, oleic acid, linoleic acid, linolenic acid, arachidonic acid.

"Phospholipid" is a type of lipid that is amphipathic. Phospholipids are a class of lipids and contain a glycerol backbone, where two of the hydroxy groups of the glycerol backbone are esterified with fatty acid (saturated, unsaturated, natural, unnatural), and the third hydroxy is used to form a phosphate ester with phosphoric acid. The phosphate moiety of the resulting phosphatidic acid is further esterified with ethanolamine, choline or serine. Phospholipids are either natural or unnatural. Natural phospholipids include, but are not limited to, plasmalogen, cardiolipin, dipalmitoylphosphatidylcholine, glycerophospholipid, glycerophosphoric acid, lecithin, lysophosphatidic acid, phosphatidylcholine, phosphatidylethanolamine, phosphatidylinositol, phosphatidylinositol (3,4)-bisphosphate, phosphatidylinositol (3,4,5)-trisphosphate, phosphatidylinositol (3,5)-bisphosphate, phosphatidylinositol (4,5)-bisphosphate, phosphatidylinositol 3-phosphate, phosphatidylinositol 4-phosphate, phosphatidylinositol phosphate, phosphatidylinositol mannosides, phosphatidylserine, platelet-

activating factor, sphingomyelin, sphingosyl phosphatide. "Unnatural phospholipids" contain a diglyceride, a phosphate group, and a simple organic molecule such as choline but are prepared by nature.

"Glycoside" as used herein refers to a group comprising any hydrophilic sugar (e.g. sucrose, maltose, glucose, glucuronic acid, and the like). A glycoside is any sugar group bonded through a glycosidic linkage. Glycosides include natural glycosides and unnatural glycosides. Glycosides include asymmetric carbon(s) and exist in L-form or D-form. Natural glycosides preferentially exist in the D-form. Glycosides include monosaccharides, disaccharides, and polysaccharides. Examples of monosaccharides include, but are not limited to, trioses (e.g. glyceraldehyde, dihydroxyacetone), tetroses (e.g. erythrose, threose, erythrulose), pentoses (e.g. arabinose, lyxose, ribose, deoxyribose, xylose, ribulose, xylulose), hexoses (allose, altrose, galactose, glucose, gulose, idose, mannose, talose, fructose, psicose, sorbose, tagatose), heptoses (mannoheptulose, sedoheptulose); octoses (e.g. octulose, 2-keto-3-deoxy-manno-octonate), nonoses (e.g. sialose). Disaccharide include, but are not limited to, sucrose, lactose, maltose, trehalose, cellobiose, kojibiose, nigerose, isomaltose, β,β -trehalose, sophorose, laminaribiose, gentiobiose, turanose, maltulose, palatinose, gentiobiulose, mannobiose, melibiose, melibiulose, rutinose, rutinulose, xylobiose. Polysaccharides include glycans. Aza-sugars are also included within the term "glycoside".

The term "polyethylene glycol" refers to linear or branched polymeric polyether polyols.

Certain Pharmaceutical Terminology

The term "patient", "subject" or "individual" are used interchangeably. As used herein, they refer to individuals suffering from a disorder, and the like, encompasses mammals and non-mammals. None of the terms require that the individual be under the care and/or supervision of a medical professional. Mammals are any member of the Mammalian class, including but not limited to humans, non-human primates such as chimpanzees, and other apes and monkey species; farm animals such as cattle, horses, sheep, goats, swine; domestic animals such as rabbits, dogs, and cats; laboratory animals including rodents, such as rats, mice and guinea pigs, and the like. Examples of non-mammals include, but are not limited to, birds, fish and the like. In some cases of the methods and compositions provided herein, the individual is a mammal. In preferred cases, the individual is a human.

The terms "treat," "treating" or "treatment," and other grammatical equivalents as used herein, include alleviating, abating or ameliorating a disease or condition or one or more symptoms thereof, preventing additional symptoms, ameliorating or preventing the underlying metabolic causes of symptoms, inhibiting the disease or condition, e.g., arresting the development of the disease or condition, relieving the disease or condition, causing regression of the disease or condition, relieving a condition caused by the disease or condition, or stopping the symptoms of the disease or condition, and are intended to include prophylaxis. The terms further include achieving a therapeutic benefit and/or a prophylactic benefit. By therapeutic benefit is meant eradication or amelioration of the underlying disorder being treated. Also, a therapeutic benefit is achieved with the eradication or amelioration of one or more of the physiological symptoms associated with the underlying disorder such that an improvement is observed in the individual, notwithstanding that the individual is still be afflicted with the underlying disorder. For prophylactic benefit, the compositions are administered to an individual at risk of developing a particular disease, or to an individual reporting one or more of the physiological symptoms of a disease, even though a diagnosis of this disease has not been made.

The terms "administer," "administering," "administration," and the like, as used herein, refer to the methods that may be used to enable delivery of compounds or compositions to the desired site of biological action. These methods include, but are not limited to oral routes, intraduodenal routes, parenteral injection (including intravenous, subcutaneous, intraperitoneal, intramuscular, intravascular or infusion), topical and rectal administration. Those of skill in the art are familiar with administration techniques that can be employed with the compounds and methods described herein. In preferred cases, the compounds and compositions described herein are administered orally.

The terms "effective amount", "therapeutically effective amount" or "pharmaceutically effective amount" as used herein, refer to a sufficient amount of at least one agent or compound being administered which will relieve to some extent one or more of the symptoms of the disease or condition being treated. The result can be reduction and/or alleviation of the signs, symptoms, or causes of a disease, or any other desired alteration of a biological system. For example, an "effective amount" for therapeutic uses is the amount of the composition comprising a compound as disclosed herein required to provide a clinically significant decrease in a disease. An appropriate "effective" amount may differ from one individual to another. An appropriate "effective" amount in any individual case may be determined using techniques, such as a dose escalation study.

The term "acceptable" as used herein, with respect to a formulation, composition or ingredient, means having no persistent detrimental effect on the general health of the individual being treated.

The term "pharmaceutically acceptable" as used herein, refers to a material, such as a carrier or diluent, which does not abrogate the biological activity or properties of the compounds described herein, and is relatively nontoxic, i.e., the material may be administered to an individual without causing undesirable biological effects or interacting in a deleterious manner with any of the components of the composition in which it is contained.

The term "prodrug" as used herein, refers to a drug precursor that, following administration to an individual and subsequent absorption, is converted to an active, or a more active species via some process, such as conversion by a metabolic pathway. Thus, the term encompasses any derivative of a compound, which, upon administration to a recipient, is capable of providing, either directly or indirectly, a compound of this invention or a pharmaceutically active metabolite or residue thereof. Some prodrugs have a chemical group present on the prodrug that renders it less active and/or confers solubility or some other property to the drug. Once the chemical group has been cleaved and/or modified from the prodrug the active drug is generated. Prodrugs are often useful because, in some situations, they may be easier to administer than the parent drug. They may, for instance, be bioavailable by oral administration whereas the parent is not. Particularly favored derivatives or prodrugs are those that increase the bioavailability of the compounds of this invention when such compounds are administered to an individual (e.g. by allowing an orally administered compound to be more readily absorbed into the blood) or which enhance delivery of the parent compound to a biological compartment (e.g. the brain or lymphatic system).

The term "pharmaceutically acceptable salt" as used herein, refers to salts that retain the biological effectiveness of the free acids and bases of the specified compound and that are not biologically or otherwise undesirable. Compounds described herein may possess acidic or basic groups and therefore may react with any of a number of inorganic or organic bases, and inorganic and organic acids, to form a pharmaceutically acceptable salt. These salts can be prepared *in situ* during the final isolation and purification of the compounds of the invention, or by separately reacting a purified compound in its free base form with a suitable organic or inorganic acid, and isolating the salt

thus formed.

The term "pharmaceutical composition," as used herein, refers to a biologically active compound, optionally mixed with at least one pharmaceutically acceptable chemical component, such as, though not limited to carriers, stabilizers, diluents, dispersing agents, suspending agents, thickening agents, excipients and the like.

The term "carrier" as used herein, refers to relatively nontoxic chemical compounds or agents that facilitate the incorporation of a compound into cells or tissues.

The terms "pharmaceutical combination", "administering an additional therapy", "administering an additional therapeutic agent" and the like, as used herein, refer to a pharmaceutical therapy resulting from the mixing or combining of more than one active ingredient and includes both fixed and non-fixed combinations of the active ingredients. The term "fixed combination" means that at least one of the compounds described herein, and at least one co-agent, are both administered to an individual simultaneously in the form of a single entity or dosage. The term "non-fixed combination" means that at least one of the compounds described herein, and at least one co-agent, are administered to an individual as separate entities either simultaneously, concurrently or sequentially with variable intervening time limits, wherein such administration provides effective levels of the two or more compounds in the body of the individual. These also apply to cocktail therapies, e.g. the administration of three or more active ingredients.

The terms "co-administration", "administered in combination with" and their grammatical equivalents or the like, as used herein, are meant to encompass administration of the selected therapeutic agents to a single individual, and are intended to include treatment regimens in which the agents are administered by the same or different route of administration or at the same or different times. In some cases the compounds described herein will be co-administered with other agents. These terms encompass administration of two or more agents to an animal so that both agents and/or their metabolites are present in the animal at the same time. They include simultaneous administration in separate compositions, administration at different times in separate compositions, and/or administration in a composition in which both agents are present. Thus, in some cases, the compounds of the invention and the other agent(s) are administered in a single composition. In some cases, compounds of the invention and the other agent(s) are admixed in the composition.

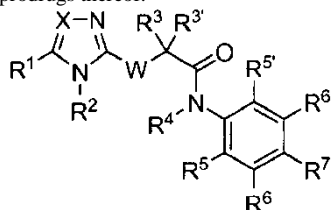
The term "metabolite," as used herein, refers to a derivative of a compound which is formed when the compound is metabolized.

The term "active metabolite," as used herein, refers to a biologically active derivative of a compound that is formed when the compound is metabolized.

The term "metabolized," as used herein, refers to the sum of the processes (including, but not limited to, hydrolysis reactions and reactions catalyzed by enzymes) by which a particular substance is changed by an organism. Thus, enzymes may produce specific structural alterations to a compound. For example, cytochrome P450 catalyzes a variety of oxidative and reductive reactions while uridine diphosphate glucuronyltransferases catalyze the transfer of an activated glucuronic-acid molecule to aromatic alcohols, aliphatic alcohols, carboxylic acids, amines and free sulphhydryl groups. Further information on metabolism may be obtained from *The Pharmacological Basis of Therapeutics*, 9th Edition, McGraw-Hill (1996).

Compounds

Described herein are compounds of formula I, metabolites, pharmaceutically acceptable salts, solvates, polymorphs, esters, tautomers or prodrugs thereof:



formula (I)

wherein

X

is CH or N;

W

is O, S, S(O), S(O)₂, NH, N(optionally substituted alkyl), NC(O)(optionally substituted alkyl) or CH₂;

R¹

is H, Cl, Br, I, NH₂, methyl, ethyl, *n*-propyl, *i*-propyl, optionally substituted methyl, optionally substituted ethyl, optionally substituted *n*-propyl, optionally substituted *i*-propyl, CF₃, CHF₂ or CH₂F;

R³ and R^{3'}

are independently selected from H and lower alkyl, or R³ and R^{3'} together with the carbon to which they are attached form a 4-, 5-, or 6-membered ring, optionally containing 1 or 2 heteroatoms selected from N, S and O;

R⁴

is H, lower alkyl, lower alkenyl or lower alkynyl;

R⁵, R^{5'}, R⁶, R^{6'} and R⁷

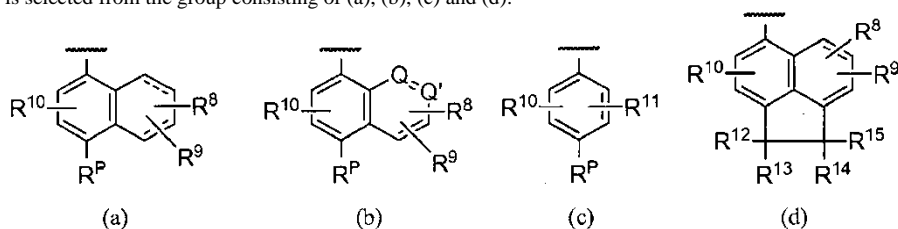
are independently selected from H, F, Cl, Br, I, methyl, ethyl, *n*-propyl, *i*-propyl, substituted methyl, substituted ethyl, substituted *n*-propyl, substituted *i*-propyl, cyclopropyl, cyclobutyl, cyclopentyl, CF₃, CHF₂, CH₂F, NH₂, NHR', NR'R'', OR', SR', C(O)R', CO₂H, a salt of CO₂H, COOR', CONH₂, CONHR', CONR'R'', SO₃H, a salt of SO₃H, S(O)₂R', S(O)₂NH₂, S(O)₂NHR', S(O)₂NR'R'', aryl or a heterocycle, wherein R' is H, C₁₋₃ alkyl, substituted C₁₋₃ alkyl wherein said substituents are selected from CF₃, OH, OC₁₋₃ alkyl, COC₁₋₃ alkyl, COOH, COOC₁₋₃ alkyl, NH₂, NHC₁₋₃ alkyl, N(C₁₋₃ alkyl)(C₁₋₃ alkyl), CONHC₁₋₃ alkyl, aryl or a heterocycle;

R'' is H, C₁₋₃ alkyl, substituted C₁₋₃ alkyl wherein said substituents are selected from CF₃, OH, OC₁₋₃ alkyl, COC₁₋₃ alkyl, COOH, COOC₁₋₃ alkyl, NH₂, NHC₁₋₃ alkyl, N(C₁₋₃ alkyl)(C₁₋₃ alkyl), CONHC₁₋₃ alkyl, aryl or a heterocycle; or

R' and R'' together with the nitrogen atom to which they are attached form a 4-, 5-, or 6-membered heterocyclic ring;

R²

is selected from the group consisting of (a), (b), (c) and (d):



wherein

--- represents a carbon-carbon single bond or a carbon-carbon double bond;

Q and Q' are independently selected from N and CH;

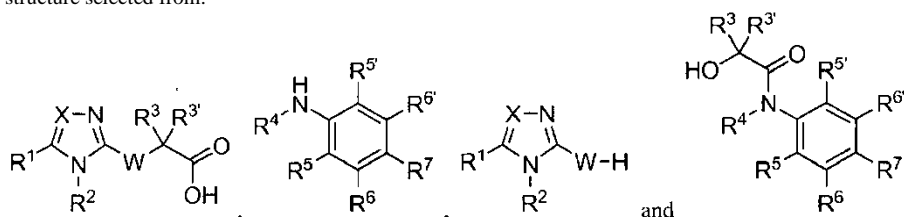
R^P is methyl, ethyl, propyl, *i*-propyl, cyclopropyl, cyclobutyl, cyclopentyl, cyclohexyl or cyclopropylmethyl;R⁸, R⁹ and R¹⁰ are independently selected from H, F, Cl, Br, CH₃, CF₃, CFH₂, CF₂H, ethyl, *i*-propyl, cyclopropyl, methoxy, OH, OCF₃, NH₂ and NHCH₃;R¹¹ is Cl, Br, I, CH₃, CF₃, methoxy, *i*-propyl, cyclopropyl, *tert*-butyl, cyclobutyl or methyl; andR¹², R¹³, R¹⁴ and R¹⁵ are independently H or methyl.

In some cases, R² is (a). In further or additional cases, R² is (b). In further or additional cases, R² is (c). In further or additional cases, R² is (d).

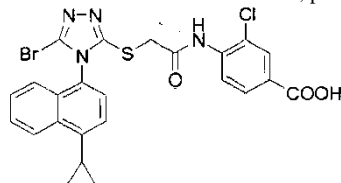
In further or additional cases, R^P is cyclopropyl, cyclobutyl, cyclopentyl or cyclohexyl. In further or additional cases, R⁸, R⁹ and R¹⁰ are H. In further or additional cases, R² is (a) and R^P is cyclopropyl, cyclobutyl, cyclopentyl or cyclohexyl. In further or additional cases, R² is (a), R^P is cyclopropyl, cyclobutyl, cyclopentyl or cyclohexyl and R⁸, R⁹ and R¹⁰ are H.

In some cases, X is N. In further or additional cases, X is CH. In further or additional cases, X is C-lower alkyl. In some cases, W is O. In further or additional cases, W is S. In some cases, R¹ is Cl, Br, I, methyl, ethyl, *n*-propyl or *i*-propyl. In some cases, R³ and R⁴ are H. In further or additional cases, X is N; W is O or S; R¹ is Cl, Br or I and R³ and R⁴ are H. In some cases, R⁵ is Cl, Br or I. In some cases, R⁶ is H. In further or additional cases, R⁵ is Cl, Br or I and R⁶ is H. In further or additional cases, R⁷ is CO₂H, a salt of CO₂H or COOR'. In further or additional cases, R⁷ is CO₂H, a salt of CO₂H or COOR' and R⁶ is H. In further or additional cases, R⁵ is Cl, Br or I, R⁷ is CO₂H, a salt of CO₂H or COOR' and R⁶ is H. In further or additional cases, X is N, W is O or S, R¹ is Cl, Br or I, R³ is H, R⁴ is H, R⁵ is Cl, Br or I, R⁶ is H and R⁷ is CO₂H, a salt of CO₂H or COOR'.

In some cases, the compound of formula (I) is a metabolite of a compound of formula (I). In further or additional cases, the metabolite has a structure selected from:

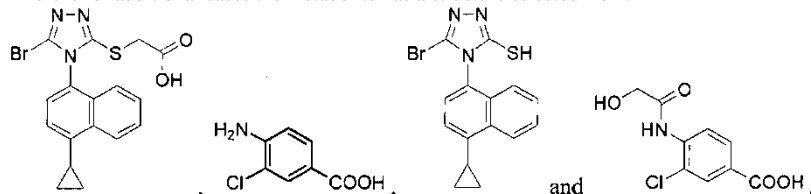


In some cases, the compound of formula (I) is 4-(2-(5-bromo-4-(1-cyclopropylnaphthalen-4-yl)-4H-1,2,4-triazol-3-ylthio)acetamido)-3-chlorobenzoic acid or a metabolite, pharmaceutically acceptable salt, solvate, polymorph, ester, tautomer or prodrug thereof:



In some cases, the compound of formula (I) is a metabolite of 4-(2-(5-bromo-4-(1-cyclopropylnaphthalen-4-yl)-4H-1,2,4-triazol-3-ylthio)acetamido)-3-chlorobenzoic acid.

In further or additional cases the metabolite has a structure selected from:



Disclosed herein is a compound of formula (II), wherein the compound of formula (II) is a 3,5-disubstituted-4-(4-R^c-naphthalen-1-yl)-4H-1,2,4-triazole wherein the substituent at the 3-position is -R^B and the substituent at the 5-position is -R^A, or pharmaceutically acceptable salt, solvate, or tautomer thereof:

wherein,

R^A

is H, Cl, Br, I, NH₂, methyl, ethyl, *n*-propyl, *i*-propyl, optionally substituted methyl, optionally substituted ethyl, optionally substituted *n*-propyl, optionally substituted *i*-propyl, CF₃, CHF₂ or CH₂F;

R^B

is -SCH₂C(=O)R^{1a}, -SCH₂-tetrazolyl, -SCH₂C(=O)NHOH, -SCH₂C(=O)O-alkyl-OC(=O)R^{3a}, -SCH₂C(=O)O-alkyl-OC(=O)OR^{3a}, -SCH₂C(=O)O-alkyl-OC(=O)NR^{4a}R^{4b}, or -SCH₂C(Oalkyl)₃;

R^C

is methyl, ethyl, propyl, *i*-propyl, cyclopropyl, cyclobutyl, cyclopentyl, cyclohexyl or cyclopropylmethyl; 1;

R^{1a}

is OR^{2a}, SR^{3a}, NR^{4a}R^{4b}, at least one amino acid, a peptide, a lipid, a phospholipid, a glycoside, a nucleoside, a nucleotide, oligonucleotide, polyethylene glycol, or a combination thereof, wherein

R^{2a} is substituted C₁-C₄ alkyl, optionally substituted C₅-C₁₀ alkyl, optionally substituted heteroalkyl, optionally substituted cycloalkyl, optionally substituted heterocycloalkyl, optionally substituted aryl or optionally substituted heteroaryl; or

R^{2a} is a pharmaceutically acceptable cation;

R^{2a} is -[C(R^{5a})(R^{5b})]_mR^{5c}; or

R^{3a} is hydrogen, optionally substituted C₁-C₁₀ alkyl, optionally substituted heteroalkyl, optionally substituted cycloalkyl, optionally substituted heterocycloalkyl, optionally substituted aryl, optionally substituted heteroaryl; or

R^{3a} is -[C(R^{5a})(R^{5b})]_nR^{5c};

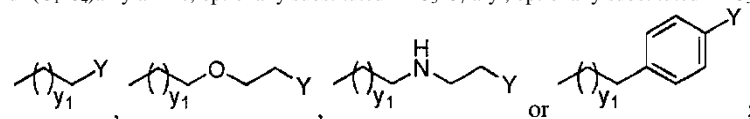
R^{4a} is hydrogen, optionally substituted alkyl, optionally substituted heteroalkyl, optionally substituted cycloalkyl or optionally substituted heterocycloalkyl; and

R^{4b} is hydrogen, optionally substituted alkyl, optionally substituted heteroalkyl, optionally substituted cycloalkyl or optionally substituted heterocycloalkyl; or

R^{4b} is -[C(R^{5a})(R^{5b})]_nR^{5c};

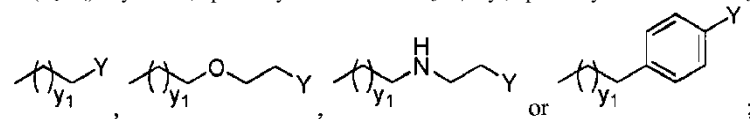
each R^{5a}

is independently hydrogen, halogen, cyano, nitro, at least one amino acid, a peptide, a lipid, a phospholipid, a glycoside, a nucleoside, a nucleotide, oligonucleotide, polyethylene glycol, -L-OH, -L-SH, -L-NH₂, substituted -L-C₁-C₃ alkyl, optionally substituted -L-C₄-C₉ alkyl, optionally substituted -L-C₂-C₅ alkenyl, optionally substituted -L-C₂-C₅ alkynyl, optionally substituted -L-C₂-C₅ heteroalkyl, optionally substituted -L-C₃-C₇ cycloalkyl, optionally substituted -L-C₃-C₇ cycloalkenyl, optionally substituted -L-C₃-C₇ heterocycloalkyl, optionally substituted -L-C₁-C₄ haloalkyl, optionally substituted -L-C₁-C₄ alkoxy, optionally substituted -L-C₁-C₄ alkylamine, optionally substituted -L-di-(C₁-C₄)alkylamine, optionally substituted -L-C₅-C₇ aryl, optionally substituted -L-C₅-C₇ heteroaryl,



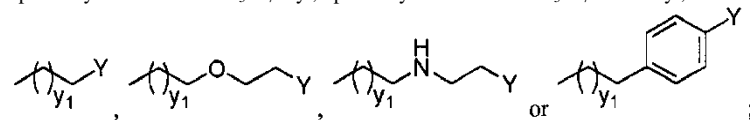
each R^{5b}

is independently hydrogen, halogen, cyano, nitro, at least one amino acid, a peptide, a lipid, a phospholipid, a glycoside, a nucleoside, a nucleotide, oligonucleotide, polyethylene glycol, -L-OH, -L-SH, -L-NH₂, substituted -L-C₁-C₃ alkyl, optionally substituted -L-C₄-C₉ alkyl, optionally substituted -L-C₂-C₅ alkenyl, optionally substituted -L-C₂-C₅ alkynyl, optionally substituted -L-C₂-C₅ heteroalkyl, optionally substituted -L-C₃-C₇ cycloalkyl, optionally substituted -L-C₃-C₇ cycloalkenyl, optionally substituted -L-C₃-C₇ heterocycloalkyl, optionally substituted -L-C₁-C₄ haloalkyl, optionally substituted -L-C₁-C₄ alkoxy, optionally substituted -L-C₁-C₄ alkylamine, optionally substituted -L-di-(C₁-C₄)alkylamine, optionally substituted -L-C₅-C₇ aryl, optionally substituted -L-C₅-C₇ heteroaryl,



R^{5c}

is hydrogen, halogen, cyano, nitro, at least one amino acid, a peptide, a lipid, a phospholipid, a glycoside, a nucleoside, a nucleotide, oligonucleotide, polyethylene glycol, -L-OH, -L-SH, -L-NH₂, substituted -L-C₁-C₃ alkyl, optionally substituted -L-C₄-C₉ alkyl, optionally substituted -L-C₂-C₅ alkenyl, optionally substituted -L-C₂-C₅ alkynyl, optionally substituted -L-C₂-C₅ heteroalkyl, optionally substituted -L-C₃-C₇ cycloalkyl, optionally substituted -L-C₃-C₇ cycloalkenyl, optionally substituted -L-C₃-C₇ heterocycloalkyl, optionally substituted -L-C₁-C₄ haloalkyl, optionally substituted -L-C₁-C₄ alkoxy, optionally substituted -L-C₁-C₄alkylamine, optionally substituted -L-di-(C₁-C₄)alkylamine, optionally substituted -L-C₅-C₇ aryl, optionally substituted -L-C₅-C₇ heteroaryl,



wherein L is a bond, -C(O)-, -S(O), or -S(O)₂;

Y₁

is 0, 1, 2 or 3;

Y

is OH, OMe, COOH, SO₃H, OSO₃H, OS(O)₂NH₂, P(O)(OH)₂, OP(O)(OH)₂, OP(O)(OH)(O-C₁₋₄ alkyl) or NY²Y³Y⁴; wherein

Y² and Y³

are each independently hydrogen or methyl; or

Y² and Y³

are taken together with the nitrogen to which they are attached to form a five or six membered ring that optionally contains an oxygen atom or a second nitrogen atom; and

Y⁴

is an electron pair or an oxygen atom;

m

is 1, 2, 3, or 4;

n

is 0, 1, 2, 3, 4, 5, 6, 7, 8, 9 or 10.

In some cases, R^A is Br; and R^C is cyclopropyl.

In one case, the compound of formula (II) is a 3-substituted-5-bromo-4-(4-cyclopropylnaphthalen-1-yl)-4H-1,2,4-triazole wherein the substituent at the 3-position is $-R^B$.

In some cases, R^{1a} is at least one amino acid. In some cases, R^{1a} is a peptide. In some cases, R^{1a} is a lipid. In some cases, R^{1a} is a phospholipid. In some cases, R^{1a} is a glycoside. In some cases, R^{1a} is a nucleoside. In some cases, R^{1a} is a nucleotide. In some cases, R^{1a} is polyethylene glycol.

In some cases, R^{1a} is a combination of one or more groups selected from at least one amino acid, a peptide, a lipid, a phospholipid, a glycoside, a nucleoside, a nucleotide, oligonucleotide, and polyethylene glycol. In some cases, the one or more R^{1a} groups are covalently linked. In some cases, the one or more R^{1a} groups form a conjugate.

In some cases, R^{1a} is OR^{2a} .

In some cases, R^{2a} is substituted C_1 - C_4 alkyl or optionally substituted C_5 - C_{10} alkyl. In some cases, R^{2a} is a pharmaceutically acceptable cation. In some cases, R^{2a} is a pharmaceutically acceptable cation selected from Li^+ , Na^+ , K^+ , Mg^{++} , Ca^{++} and a protonated amine.

In some cases, R^{2a} is $-[C(R^{5a})(R^{5b})]_mR^{5c}$, m is 1, 2, 3, 4; and wherein at least one of R^{5a} , R^{5b} and R^{5c} is not hydrogen. In some cases, R^{5a} is hydrogen, R^{5b} is hydrogen and R^{5c} is not hydrogen.

In some cases, R^{5c} is at least one amino acid, a peptide, a lipid, a phospholipid, a glycoside, a nucleoside, a nucleotide, oligonucleotide, or polyethylene glycol.

In some cases, R^{1a} is SR^{3a} . In some cases, R^{3a} is optionally substituted C_1 - C_{10} alkyl.

In some cases, R^{3a} is $-[C(R^{5a})(R^{5b})]_nR^{5c}$.

In some cases, R^{5a} is hydrogen, R^{5b} is hydrogen and R^{5c} is not hydrogen. In some cases, R^{5c} is at least one amino acid, a peptide, a lipid, a phospholipid, a glycoside, a nucleoside, a nucleotide, oligonucleotide, or polyethylene glycol.

In some cases, R^{1a} is $NR^{4a}R^{4b}$.

In some cases, R^{4a} is hydrogen. In some cases, R^{4b} is optionally substituted alkyl.

In some cases, R^{4b} is $-[C(R^{5a})(R^{5b})]_nR^{5c}$.

In some cases, R^{5a} is hydrogen, R^{5b} is hydrogen and R^{5c} is not hydrogen. In some cases, R^{5c} is at least one amino acid, a peptide, a lipid, a phospholipid, a glycoside, a nucleoside, a nucleotide, oligonucleotide, or polyethylene glycol.

In some cases, R^B is $-SCH_2C(=O)R^{1a}$, $-SCH_2$ -tetrazolyl, $-SCH_2C(=O)NHOH$, $-SCH_2C(=O)O$ -alkyl- $OC(=O)R^{3a}$, $-SCH_2C(=O)O$ -alkyl- $OC(=O)OR^{3a}$, $-SCH_2C(=O)O$ -alkyl- $OC(=O)NR^{4a}R^{4b}$, or $-SCH_2C(Oalkyl)_3$;

R^{1a} is OR^{2a} , $NR^{4a}R^{4b}$, at least one amino acid, a peptide, or a glycoside;

R^{2a} is substituted C_1 - C_4 alkyl, optionally substituted C_5 - C_{10} alkyl, optionally substituted heteroalkyl, optionally substituted cycloalkyl, optionally substituted heterocycloalkyl, optionally substituted aryl or optionally substituted heteroaryl; or

R^{2a} is a pharmaceutically acceptable cation;

R^{3a} is hydrogen, optionally substituted C_1 - C_{10} alkyl, optionally substituted heteroalkyl, optionally substituted cycloalkyl, optionally substituted heterocycloalkyl, optionally substituted aryl, optionally substituted heteroaryl;

R^{4a} is hydrogen, optionally substituted alkyl, optionally substituted heteroalkyl, optionally substituted cycloalkyl or optionally substituted heterocycloalkyl; and

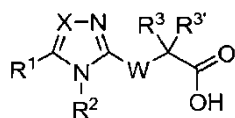
R^{4b} is hydrogen, optionally substituted alkyl, optionally substituted heteroalkyl, optionally substituted cycloalkyl or optionally substituted heterocycloalkyl.

In some cases, R^B is $-SCH_2C(=O)R^{1a}$. In some cases, R^B is $-SCH_2C(=O)$ -at least one amino acid. In some cases, R^B is $-SCH_2C(=O)$ -lysine. In some cases, R^B is $-SCH_2C(=O)$ -glycoside. In some cases, R^B is $-SCH_2C(=O)$ -glucuronide. In some cases, R^B is $-SCH_2$ -tetrazolyl. In some cases, R^B is $-SCH_2C(=O)NHOH$. In some cases, R^B is $-SCH_2C(=O)O$ -alkyl- $OC(=O)R^{3a}$. In some cases, $-SCH_2C(=O)O$ - CH_2 - $OC(=O)R^{3a}$. In some cases, R^B is $-SCH_2C(=O)O$ - $CH(CH_3)$ - $OC(=O)R^{3a}$. In some cases, R^B is $-SCH_2C(=O)O$ - CH_2 - $OC(=O)OR^{3a}$. In some cases, R^B is $-SCH_2C(=O)O$ - $CH(CH_3)$ - $OC(=O)OR^{3a}$. In one case, R^B is $-SCH_2C(Oalkyl)_3$.

In one case, R^{1a} is OR^{2a} . In other case, R^{1a} is $NR^{4a}R^{4b}$.

In one case, R^B is a groups selected from $-SCH_2C(=O)R^{1a}$, $-SCH_2$ -tetrazolyl, $-SCH_2C(=O)NHOH$, $-SCH_2C(=O)O$ -alkyl- $OC(=O)R^{3a}$, $-SCH_2C(=O)O$ -alkyl- $OC(=O)OR^{3a}$, $-SCH_2C(=O)O$ -alkyl- $OC(=O)NR^{4a}R^{4b}$, or $-SCH_2C(Oalkyl)_3$ such that R^B is metabolized *in vivo* to provide R^B is $-SCH_2C(=O)OH$.

In one case, provided is a compound of formula (III), or a metabolite, pharmaceutically acceptable salt, solvate, ester, tautomer or prodrug thereof:



formula (III)

wherein

X

is CH or N;

W

is O, S, S(O), S(O)₂, NH, N(optionally substituted alkyl), NC(O)(optionally substituted alkyl) or CH₂;

R¹

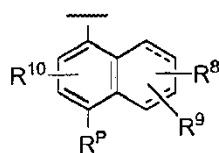
is H, Cl, Br, I, NH₂, methyl, ethyl, *n*-propyl, *i*-propyl, optionally substituted methyl, optionally substituted ethyl, optionally substituted *n*-propyl, optionally substituted *i*-propyl, CF₃, CHF₂ or CH₂F;

R³ and R^{3'}

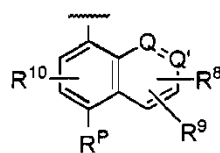
are independently selected from H and lower alkyl, or R³ and R^{3'} together with the carbon to which they are attached form a 4-, 5-, or 6-membered ring, optionally containing 1 or 2 heteroatoms selected from N, S and O;

R²

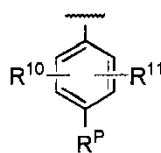
is selected from the group consisting of (a), (b), (c) and (d):



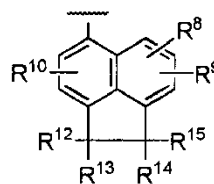
(a)



(b)



(c)



(d)

wherein

--- represents a carbon-carbon single bond or a carbon-carbon double bond;

Q and Q' are independently selected from N and CH;

R^P is methyl, ethyl, propyl, *i*-propyl, cyclopropyl, cyclobutyl, cyclopentyl, cyclohexyl or cyclopropylmethyl;

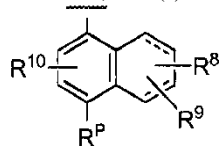
R⁸, R⁹ and R¹⁰ are independently selected from H, F, Cl, Br, CH₃, CF₃, CFH₂, CF₂H, ethyl, *i*-propyl, cyclopropyl, methoxy, OH, OCF₃, NH₂ and NHCH₃;

R¹¹ is Cl, Br, I, CH₃, CF₃, methoxy, *i*-propyl, cyclopropyl, *tert*-butyl, cyclobutyl or methyl; and

R¹², R¹³, R¹⁴ and R¹⁵ are independently H or methyl.

In some cases, X is N. In other cases, W is S or O.

In one case, R² is (a)



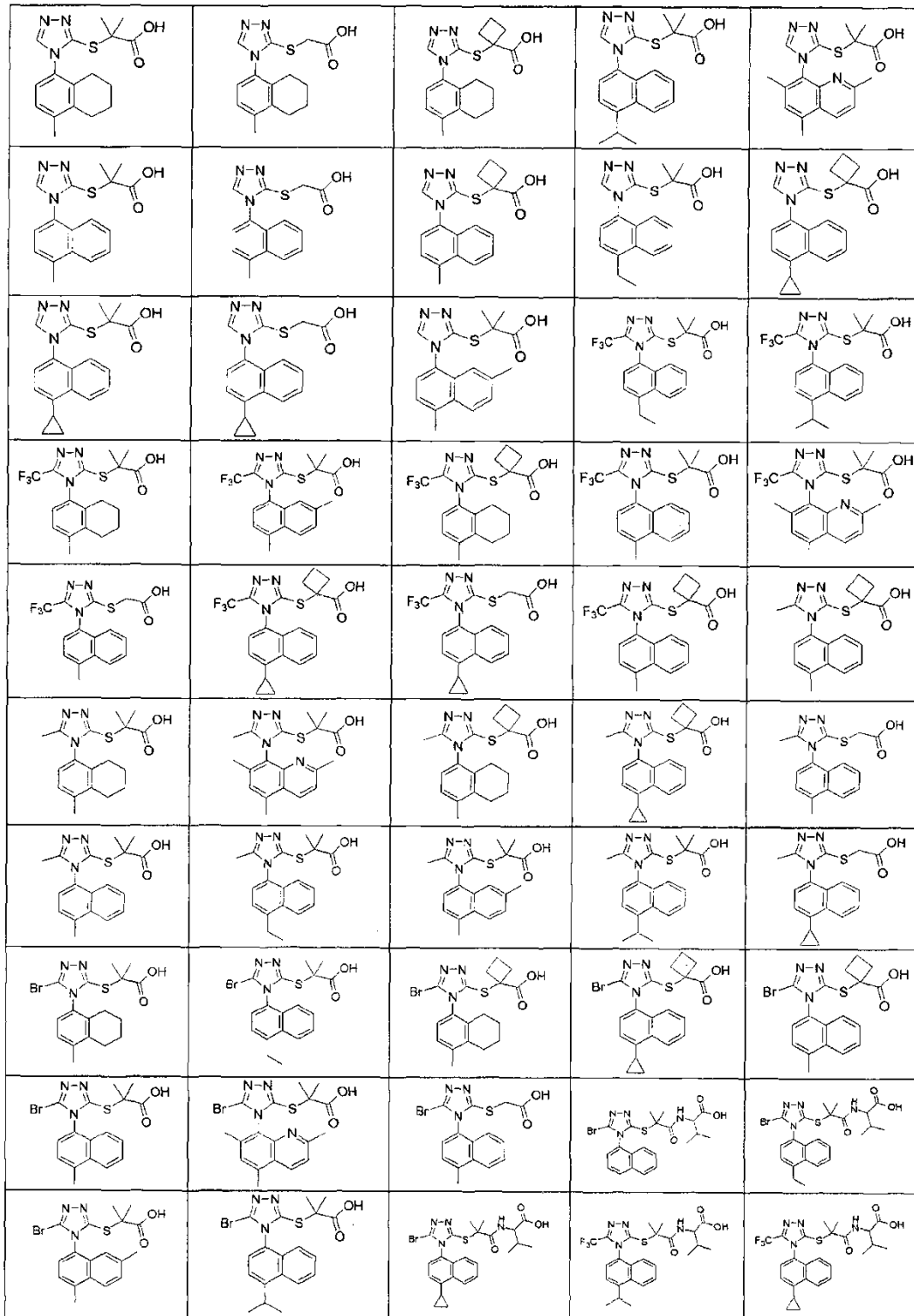
In one case, --- represents a carbon-carbon double bond. In some cases, R^P is cyclopropyl.

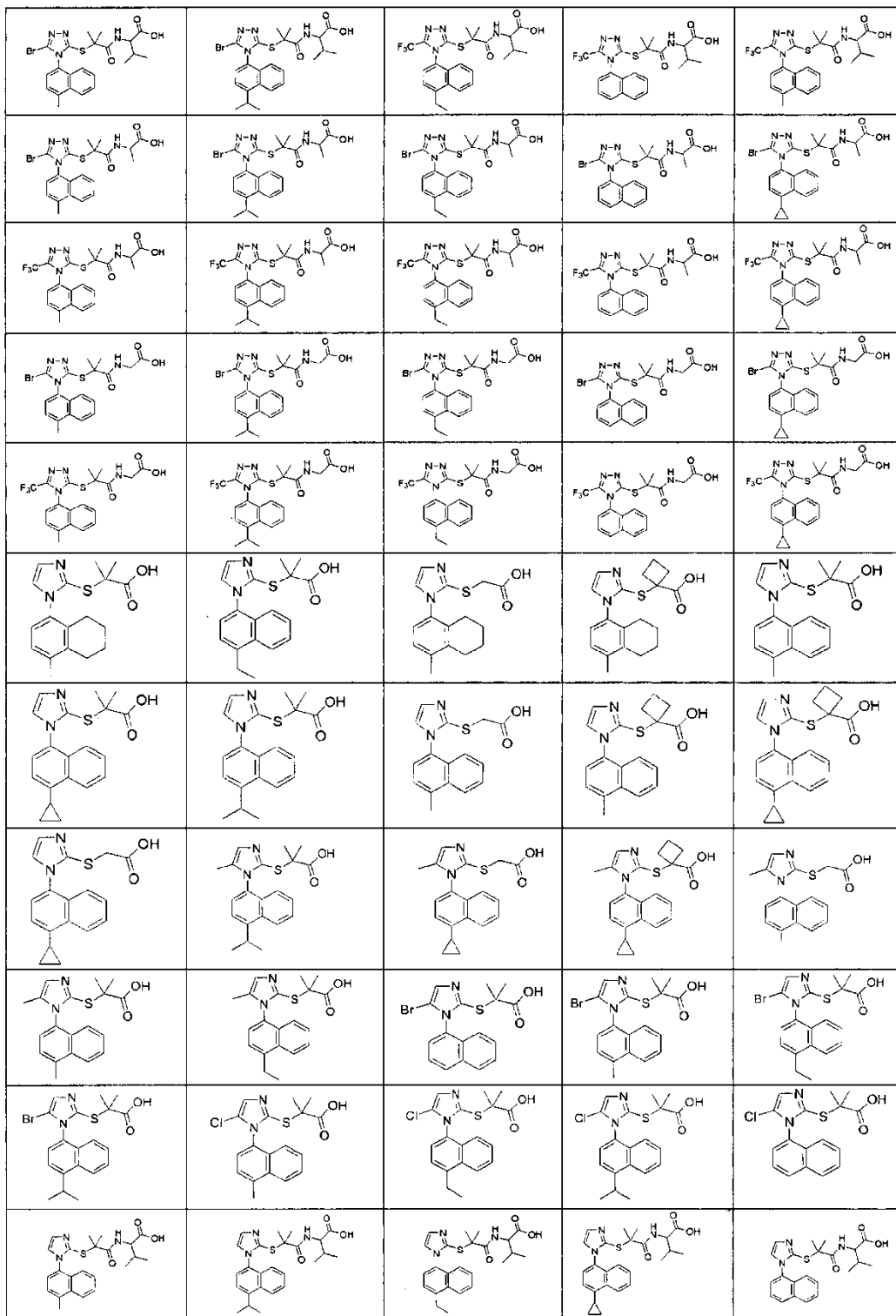
In some cases, X is N; W is S; and R¹ is Cl, Br, I, optionally substituted methyl, CF₃, CHF₂ or CH₂F.

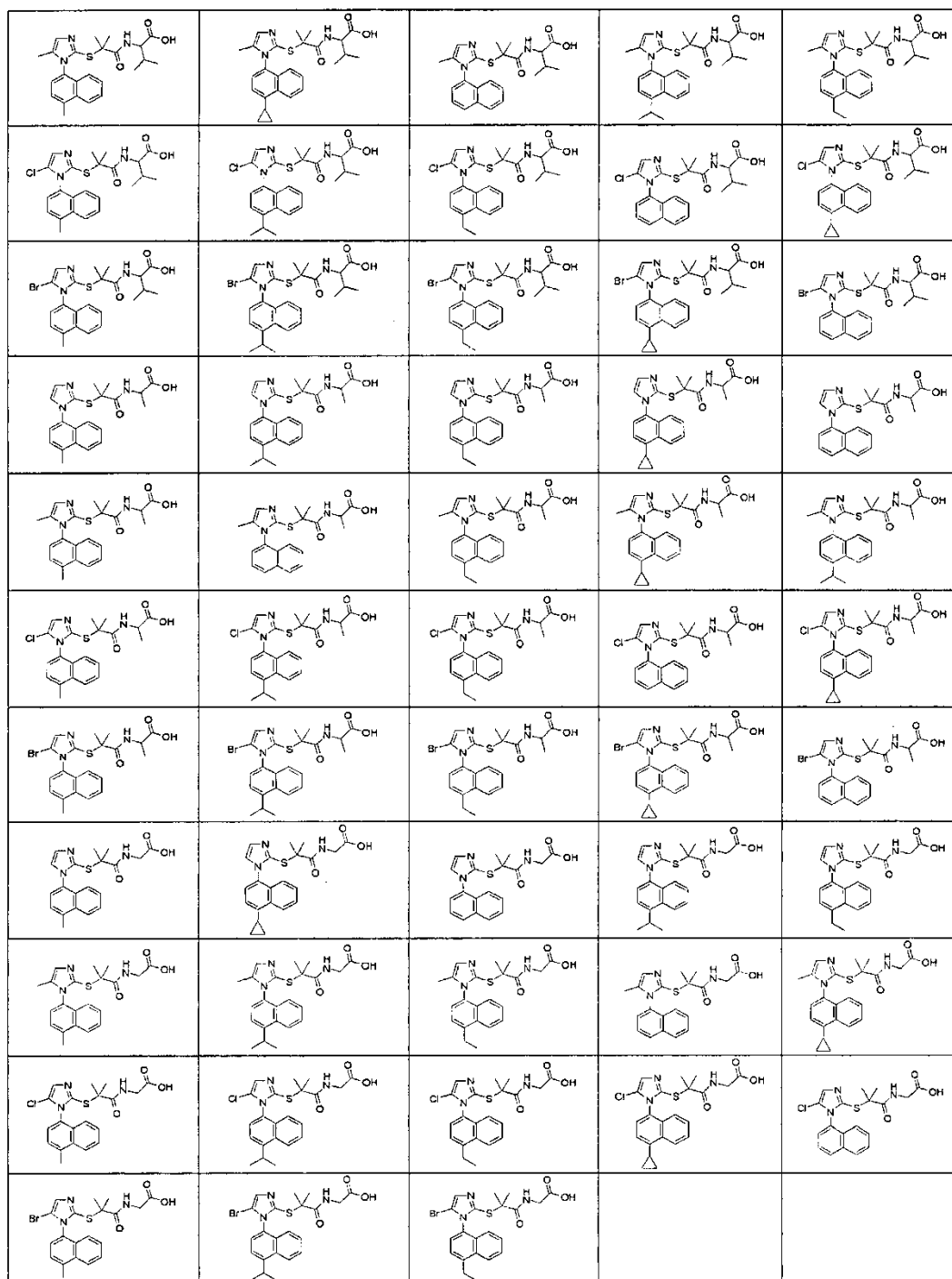
In some cases, R³ and R^{3'} are not H. In one case, R³ and R^{3'} are H.

In some cases, R³ and R^{3'} together with the carbon to which they are attached form a 4-, 5-, or 6-membered ring, optionally containing 1 or 2 heteroatoms selected from N, S and O. In some other cases, R³ and R^{3'} together with the carbon to which they are attached form a 4-, 5-, or 6-membered ring.

In further or additional cases, compounds of formula (III) have the structures below:







Synthetic Procedures

Methods for synthesizing the compounds described herein are provided. In some cases, the compounds described herein can be prepared by the methods described below. The procedures and examples below are intended to illustrate those methods. Neither the procedures nor the examples should be construed as limiting the invention in any way. In some cases, compounds described herein are synthesized by any suitable method.

In some cases, the starting materials used for the synthesis of the compounds as described herein are obtained from commercial sources, such as Aldrich Chemical Co. (Milwaukee, Wis.), Sigma Chemical Co. (St. Louis, Mo.). In some cases, the starting materials used for the synthesis of the compounds as described herein are synthesized using techniques and materials described, for example, in March, *ADVANCED ORGANIC CHEMISTRY* 4th Ed., (Wiley 1992); Carey and Sundberg, *ADVANCED ORGANIC CHEMISTRY* 4th Ed., Vols. A and B (Plenum 2000, 2001), and Green and Wuts, *PROTECTIVE GROUPS IN ORGANIC SYNTHESIS* 3rd Ed., (Wiley 1999) (all of which are incorporated by reference for such disclosure). In some cases, the following synthetic methods are utilized.

Formation of Covalent Linkages by Reaction of an Electrophile with a Nucleophile

The compounds described herein can be modified using various electrophiles or nucleophiles to form new functional groups or substituents.

The table below entitled "Examples of Covalent Linkages and Precursors Thereof" lists selected examples of covalent linkages and precursor functional groups which yield and can be used as guidance toward the variety of electrophiles and nucleophiles combinations available. Precursor functional groups are shown as electrophilic groups and nucleophilic groups.

Examples of Covalent Linkages and Precursors Thereof

Covalent Linkage Product	Electrophile	Nucleophile
Carboxamides	Activated esters	Amines/anilines
Carboxamides	Acyl azides	Amines/anilines
Carboxamides	Acyl halides	Amines/anilines
Esters	Acyl halides	Alcohols/phenols
Esters	Acyl nitriles	Alcohols/phenols
Carboxamides	Acyl nitriles	Amines/anilines
Imines	Aldehydes	Amines/anilines
Hydrazones	Aldehydes or ketones	Hydrazines
Oximes	Aldehydes or ketones	Hydroxylamines
Alkyl amines	Alkyl halides	Amines/anilines
Esters	Alkyl halides	Carboxylic acids
Thioethers	Alkyl halides	Thiols
Ethers	Alkyl halides	Alcohols/phenols
Thioethers	Alkyl sulfonates	Thiols
Esters	Alkyl sulfonates	Carboxylic acids
Ethers	Alkyl sulfonates	Alcohols/phenols
Esters	Anhydrides	Alcohols/phenols
Carboxamides	Anhydrides	Amines/anilines
Thiophenols	Aryl halides	Thiols
Aryl amines	Aryl halides	Amines
Thioethers	Aziridines	Thiols
Boronate esters	Boronates	Glycols
Carboxamides	Carboxylic acids	Amines/anilines
Esters	Carboxylic acids	Alcohols
Hydrazines	Hydrazides	Carboxylic acids
<i>N</i> -acylureas or Anhydrides	Carbodiimides	Carboxylic acids
Esters	Diazoalkanes	Carboxylic acids
Thioethers	Epoxides	Thiols
Thioethers	Haloacetamides	Thiols
Ammotriazines	Halotriazines	Amines/anilines
Triazinyl ethers	Halotriazines	Alcohols/phenols
Amidines	Imido esters	Amines/anilines
Ureas	Isocyanates	Amines/anilines
Urethanes	Isocyanates	Alcohols/phenols
Thioureas	Isothiocyanates	Amines/anilines
Thioethers	Maleimides	Thiols
Phosphite esters	Phosphoramidites	Alcohols
Silyl ethers	Silyl halides	Alcohols
Alkyl amines	Sulfonate esters	Amines/anilines
Thioethers	Sulfonate esters	Thiols
Esters	Sulfonate esters	Carboxylic acids

Covalent Linkage Product	Electrophile	Nucleophile
Ethers	Sulfonate esters	Alcohols
Sulfonamides	Sulfonyl halides	Amines/anilines
Sulfonate esters	Sulfonyl halides	Phenols/alcohols

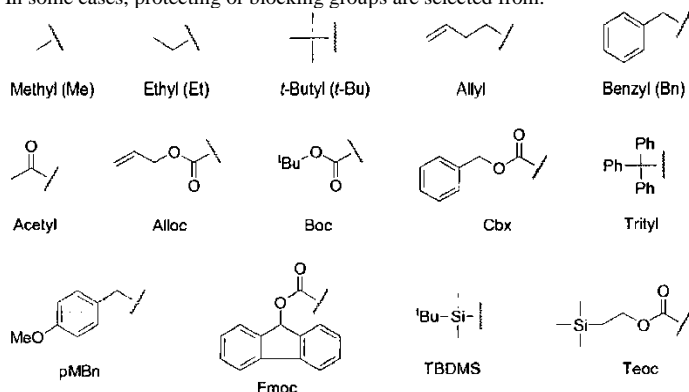
Use of Protecting Groups

In some cases of the reactions described herein, it is necessary to protect reactive functional groups, for example hydroxy, amino, imino, thio or carboxy groups, where these are desired in the final product, to avoid their unwanted participation in the reactions. Protecting groups are used to block some or all reactive moieties and prevent such groups from participating in chemical reactions until the protective group is removed. It is preferred that each protective group be removable by a different means. Protective groups that are cleaved under totally disparate reaction conditions fulfill the requirement of differential removal. Protective groups can be removed by acid, base, and hydrogenolysis. Groups such as trityl, dimethoxytrityl, acetal and t-butyldimethylsilyl are acid labile and, in some cases, are used to protect carboxy and hydroxy reactive moieties in the presence of amino groups protected with Cbz groups, which are removable by hydrogenolysis, and Fmoc groups, which are base labile. In some cases, carboxylic acid and hydroxy reactive moieties are blocked with base labile groups such as, but not limited to, methyl, ethyl, and acetyl in the presence of amines blocked with acid labile groups such as t-butyl carbamate or with carbamates that are both acid and base stable but hydrolytically removable.

In some cases, carboxylic acid and hydroxy reactive moieties are also blocked with hydrolytically removable protective groups such as the benzyl group, while amine groups capable of hydrogen bonding with acids are blocked with base labile groups such as Fmoc. In some cases, carboxylic acid reactive moieties are protected by conversion to simple ester compounds as exemplified herein, or they are blocked with oxidatively-removable protective groups such as 2,4-dimethoxybenzyl, while co-existing amino groups are blocked with fluoride labile silyl carbamates.

Allyl blocking groups are useful in the presence of acid- and base- protecting groups since the former are stable and can be subsequently removed by metal or pi-acid catalysts. For example, an allyl-blocked carboxylic acid can be deprotected with a Pd-catalyzed reaction in the presence of acid labile t-butyl carbamate or base-labile acetate amine protecting groups. In some cases, the compounds disclosed herein, or intermediate forms thereof, are attached to a resin. As long as the residue is attached to the resin, that functional group is blocked and cannot react. Once released from the resin, the functional group is available to react.

In some cases, protecting or blocking groups are selected from:

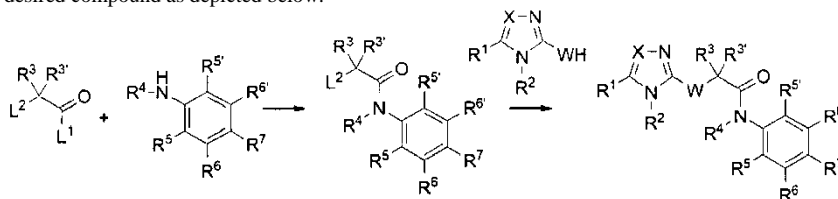


Other protecting groups, plus a detailed description of techniques applicable to the creation of protecting groups and their removal are described in Greene and Wuts, *Protective Groups in Organic Synthesis*, 3rd Ed., John Wiley & Sons, New York, NY, 1999, and Kocienski, *Protective Groups*, Thieme Verlag, New York, NY, 1994, which are incorporated herein by reference for such disclosure.

Preparing compounds of formula I

Described herein are processes for the preparation of compounds of formula I. In some cases, synthesis of the compounds of the invention are performed following procedures substantially as described in WO 2004/030611, WO 2004/050643, WO/2004/030611, US 2008/0176850, US 2006/013556, US 5,939,462, and US 7,435,752

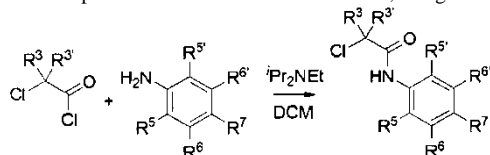
In one synthetic route, a suitably substituted (R^5 , R^6 , R^7) aniline is amidated with an activated carboxylic acid compound (L^2 -CHR³-C(O)-L¹, preferably L¹ is a halide), wherein the activated carboxylic acid compound further includes a leaving group L² (preferably bromide). After formation of the anilide, the reaction product is reacted with a -WH substituted triazole or imidazole displacing the leaving group to form the desired compound as depicted below.



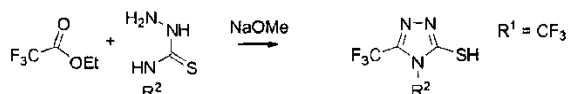
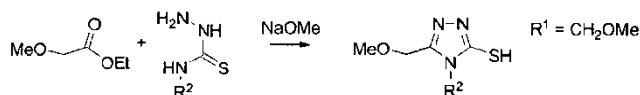
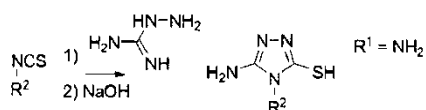
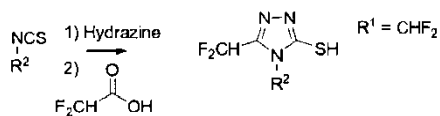
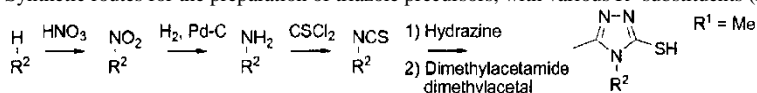
This scheme is advantageous where the triazole or imidazole is valuable relative to the aniline, since it is not used until the last step and is not subjected to the inevitable losses that occur during the synthetic manipulation of intermediates. The choice of leaving groups L¹ and L²

will depend to some extent on the particular choice of amine and to a lesser degree on the particular triazole or imidazole. It is particularly preferred that L^1 and L^2 are halide, most preferably chloride or bromide. Suitable solvents for the amidation reaction include ethers, alcohols, and hydrocarbons (preferably halogenated) and the choice of suitable solvents will at least in part depend on the chemical nature of the reactants. With respect to the solvents, catalysts and/or bases employed in the above reaction, the considerations described by Connell et al. (U.S. Pat. No. 5,939,462) will generally apply. Reaction of the triazole/imidazole and anilide precursors is typically carried out in a polar aprotic solvent such as DMF, in the presence of a base such as potassium carbonate. In some cases, the base is not necessary.

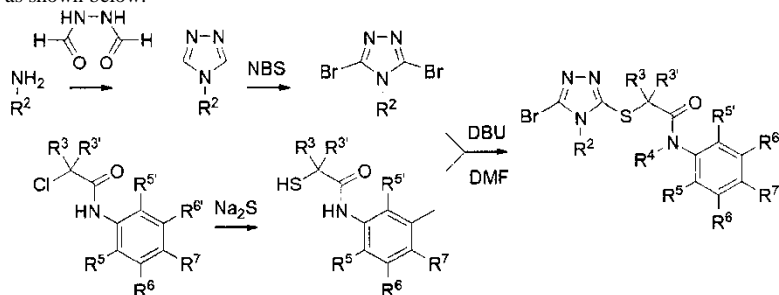
An example of the anilide formation reaction, using chloroacetyl chloride, is shown below.



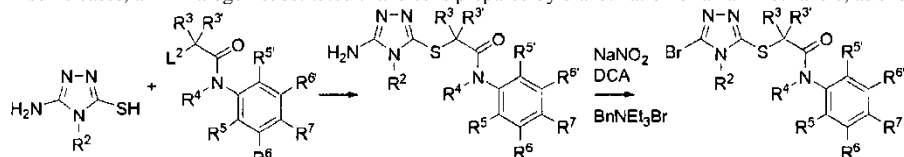
Synthetic routes for the preparation of triazole precursors, with various R^1 substituents (Me, CHF_2 , NH_2 , CH_2OMe , CF_3), are shown below.



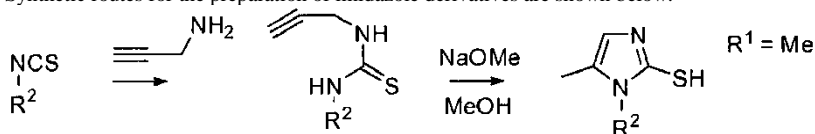
In some cases, an R^1 halogen-substituted triazole is prepared by dihalogenation of a triazole, followed by displacement of one of the halides, as shown below.

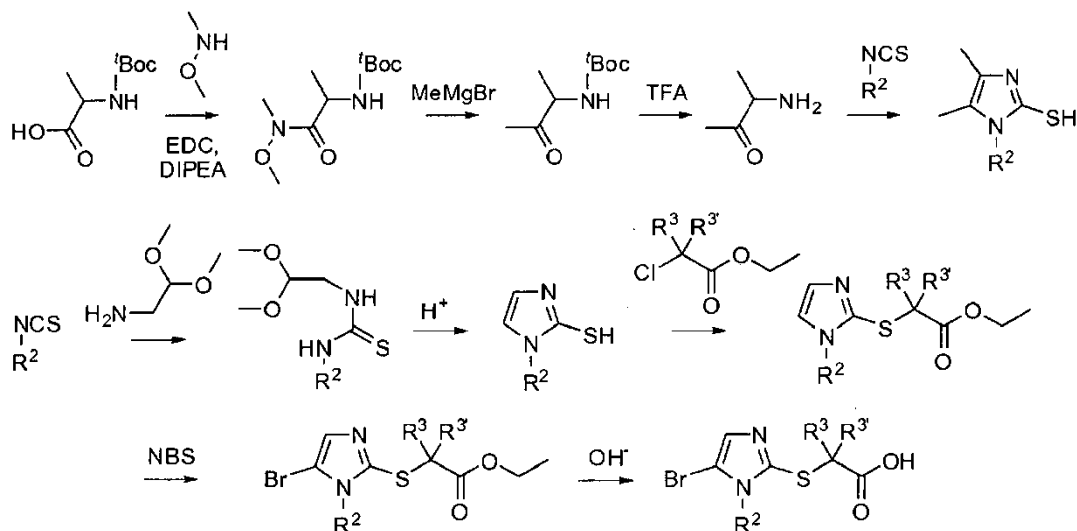


In some cases, an R^1 halogen-substituted triazoles is prepared by diazotization of an aminotriazole, as shown below.



Synthetic routes for the preparation of imidazole derivatives are shown below.

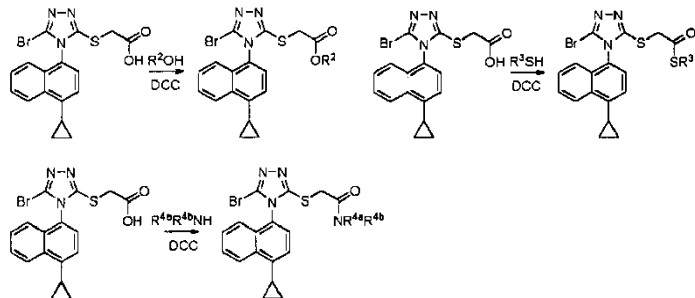




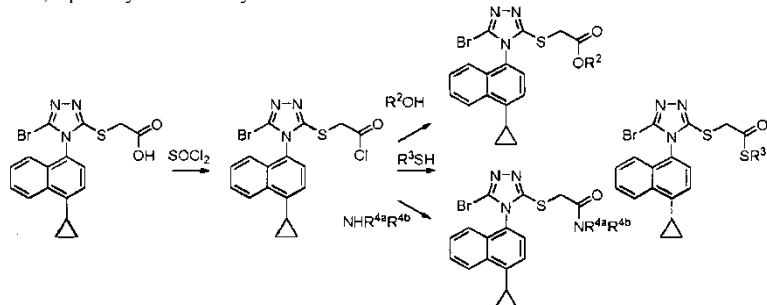
Preparing compounds of formula II

The compounds described herein can be prepared via a variety of synthetic routes, as would be appreciated by one of skill in the art of chemical syntheses. For illustrative purposes, examples of some of these routes are shown below.

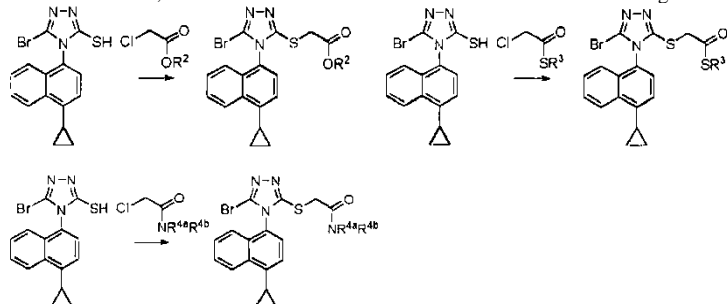
Synthetic intermediate 2-(5-bromo-4-(4-cyclopropylnaphthalen-1-yl)-4H-1,2,4-triazol-3-ylthio)acetic acid can be reacted with an alcohol, a thiol, a primary or secondary amine, in the presence of a coupling agent (such as N,N'-dicyclohexylcarbodiimide (DCC), N,N'-diisopropylcarbodiimide (DIC), 1-ethyl-3-(3-dimethylaminopropyl)carbodiimide (EDC) and the like) to form the ester, thioester or amide derivatives.



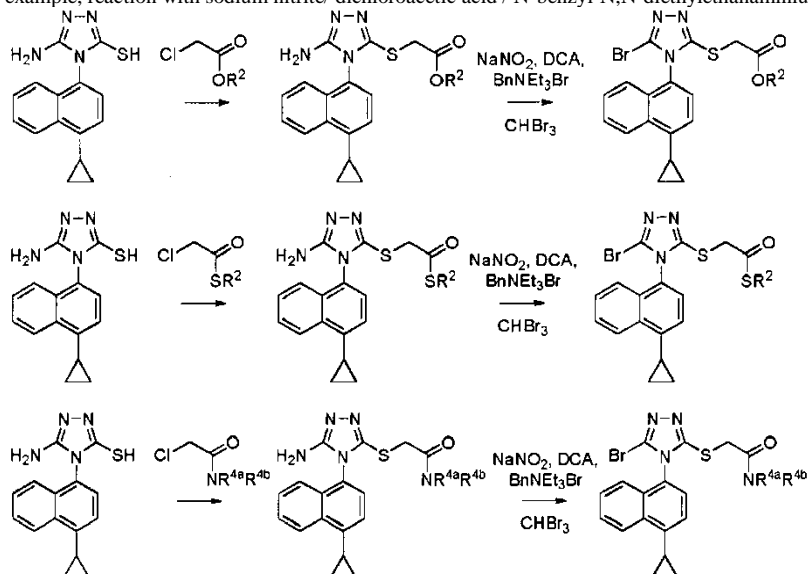
2-(5-bromo-4-(4-cyclopropylnaphthalen-1-yl)-4H-1,2,4-triazol-3-ylthio)acetic acid can also be converted to 2-(5-bromo-4-(4-cyclopropylnaphthalen-1-yl)-4H-1,2,4-triazol-3-ylthio)acetyl chloride, via treatment with thionyl chloride, and then reacted with an alcohol, a thiol, a primary or secondary amine to form the ester or amide derivatives.



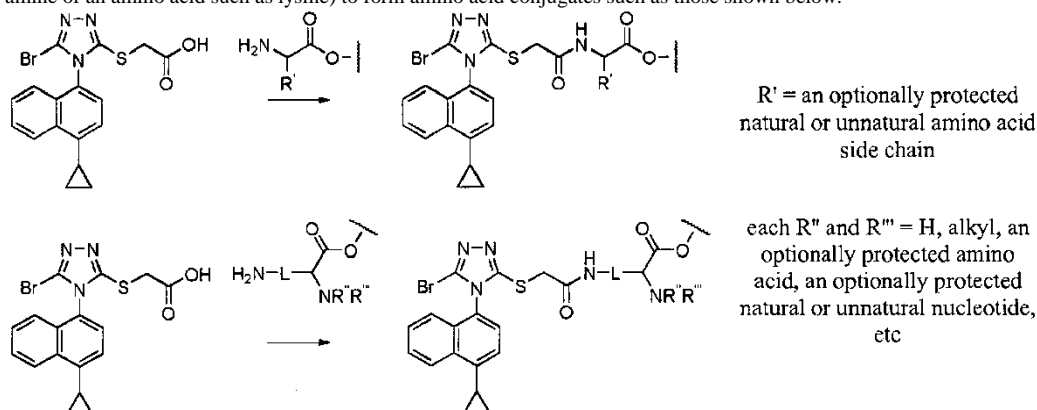
In a slightly different approach, intermediate 5-bromo-4-(4-cyclopropylnaphthalen-1-yl)-4H-1,2,4-triazole-3-thiol can be reacted with a 2-chloroacetic acid, 2-chloroethanethioate or 2-chloroacetamide derivative to give the same ester, thioester or amide derivatives as above.



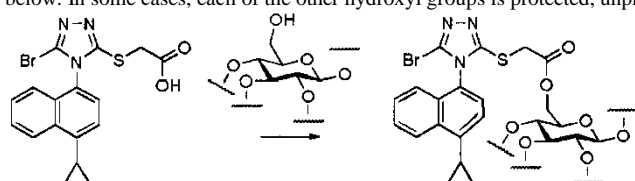
Synthetic intermediate 5-amino-4-(4-cyclopropyl-naphthalen-1-yl)-1,2,4-triazole-3-thiol can be reacted with an alcohol, a thiol, a primary or secondary amine, to form the corresponding ester, thioester or amide, which are then converted to the 5-bromo derivatives via, for example, reaction with sodium nitrite/ dichloroacetic acid / *N*-benzyl-*N,N*-diethylethanaminium bromide.



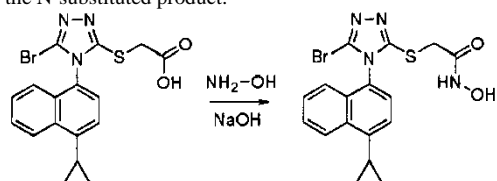
Synthetic intermediate 2-(5-bromo-4-(4-cyclopropyl-naphthalen-1-yl)-4H-1,2,4-triazol-3-ylthio)acetic acid can be coupled (using standard amino acid coupling conditions) with the amine functionality of a natural or unnatural amino acid residue (either the α -amine or the non- α -amine of an amino acid such as lysine) to form amino acid conjugates such as those shown below.

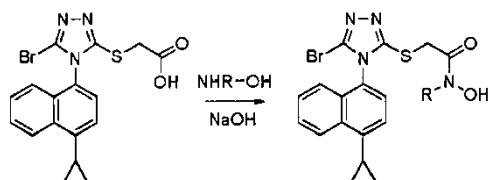


In some cases, synthetic intermediate 2-(5-bromo-4-(4-cyclopropyl-naphthalen-1-yl)-4H-1,2,4-triazol-3-ylthio)acetic acid is coupled (using standard coupling conditions) with a hydroxy group of a natural or unnatural glycoside to form glycoside conjugates such as those shown below. In some cases, each of the other hydroxyl groups is protected, unprotected (i.e. -OH) or further substituted.



2-(5-Bromo-4-(4-cyclopropyl-naphthalen-1-yl)-4H-1,2,4-triazol-3-ylthio)acetic acid can be reacted with hydroxylamine to form 2-(5-bromo-4-(4-cyclopropyl-naphthalen-1-yl)-4H-1,2,4-triazol-3-ylthio)-*N*-hydroxyacetamide. Use of an *N*-substituted hydroxylamine, would provide the *N*-substituted product.





Further Forms of Compounds of the Compounds Disclosed Herein

Isomers

In some cases, the compounds described herein exist as geometric isomers. In some cases, the compounds described herein possess one or more double bonds. The compounds presented herein include all *cis*, *trans*, *syn*, *anti*, entgegen (*E*), and *zusammen* (*Z*) isomers as well as the corresponding mixtures thereof. In some situations, compounds exist as tautomers. The compounds described herein include all possible tautomers within the formulas described herein. In some situations, the compounds described herein possess one or more chiral centers and each center exists in the *R* configuration, or *S* configuration. The compounds described herein include all diastereomeric, enantiomeric, and epimeric forms as well as the corresponding mixtures thereof. In additional cases of the compounds and methods provided herein, mixtures of enantiomers and/or diastereoisomers, resulting from a single preparative step, combination, or interconversion are useful for the applications described herein. In some cases, the compounds described herein are prepared as their individual stereoisomers by reacting a racemic mixture of the compound with an optically active resolving agent to form a pair of diastereoisomeric compounds, separating the diastereomers and recovering the optically pure enantiomers. In some cases, dissociable complexes are preferred (e.g., crystalline diastereomeric salts). In some cases, the diastereomers have distinct physical properties (e.g., melting points, boiling points, solubilities, reactivity, etc.) and are separated by taking advantage of these dissimilarities. In some cases, the diastereomers are separated by chiral chromatography, or preferably, by separation/resolution techniques based upon differences in solubility. In some cases, the optically pure enantiomer is then recovered, along with the resolving agent, by any practical means that would not result in racemization.

Labeled compounds

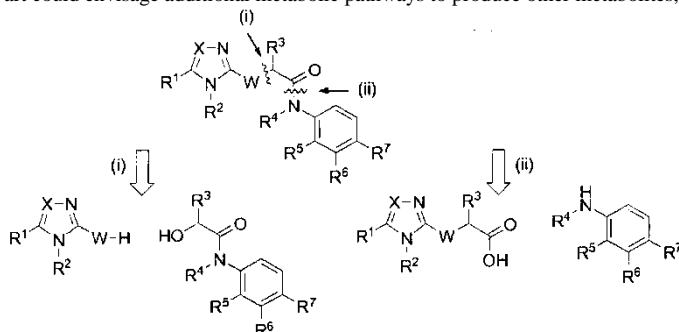
In some cases, the compounds described herein exist in their isotopically-labeled forms. Disclosed herein are methods of treating diseases by administering such isotopically-labeled compounds. Disclosed herein are methods of treating diseases by administering such isotopically-labeled compounds as pharmaceutical compositions. Thus, in some cases, the compounds disclosed herein include isotopically-labeled compounds, which are identical to those recited herein, but for the fact that one or more atoms are replaced by an atom having an atomic mass or mass number different from the atomic mass or mass number usually found in nature. Examples of isotopes that can be incorporated into compounds of the invention include isotopes of hydrogen, carbon, nitrogen, oxygen, phosphorous, sulfur, fluorine and chloride, such as ^2H , ^3H , ^{13}C , ^{14}C , ^{15}N , ^{18}O , ^{17}O , ^{31}P , ^{32}P , ^{35}S , ^{18}F , and ^{30}Cl , respectively. Compounds described herein, and the metabolites, pharmaceutically acceptable salts, esters, prodrugs, solvate, hydrates or derivatives thereof which contain the aforementioned isotopes and/or other isotopes of other atoms are within the scope of this invention. Certain isotopically-labeled compounds, for example those into which radioactive isotopes such as ^3H and ^{14}C are incorporated, are useful in drug and/or substrate tissue distribution assays. Tritiated, i. e., ^3H and carbon-14, i. e., ^{14}C , isotopes are particularly preferred for their ease of preparation and detectability. Further, substitution with heavy isotopes such as deuterium, i. e., ^2H , produces certain therapeutic advantages resulting from greater metabolic stability, for example increased *in vivo* half-life or reduced dosage requirements. In some cases, the isotopically labeled compounds, pharmaceutically acceptable salt, ester, prodrug, solvate, hydrate or derivative thereof is prepared by any suitable method.

In some cases, the compounds described herein are labeled by other means, including, but not limited to, the use of chromophores or fluorescent moieties, bioluminescent labels, or chemiluminescent labels.

Metabolites

In some cases, the compounds described herein exist as their metabolites. Disclosed herein are methods of treating diseases by administering such metabolites. In some cases, the methods disclosed herein include methods of treating diseases by administering such metabolites as pharmaceutical compositions.

The compounds described herein are metabolized by a variety of metabolic mechanisms (e.g. hydrolysis, oxidation, glycolysis, phosphorylation, alkylation, and the like). Though not wishing to be bound by any particular theory, the scheme below illustrates two possible cleavage sites at which a compound of formula (I) could be metabolized to produce the metabolites indicated. Those of skill in the art could envisage additional metabolic pathways to produce other metabolites, which are also intended to be included herein.



Pharmaceutically acceptable salts

In some cases, the compounds described herein exist as their pharmaceutically acceptable salts. In some cases, the methods disclosed herein include methods of treating diseases by administering such pharmaceutically acceptable salts. Disclosed herein are methods of treating

diseases by administering such pharmaceutically acceptable salts as pharmaceutical compositions.

In some cases, the compounds described herein possess acidic or basic groups and therefore react with any of a number of inorganic or organic bases, and inorganic and organic acids, to form a pharmaceutically acceptable salt. In some cases, these salts are prepared *in situ* during the final isolation and purification of the compounds of the invention, or by separately reacting a purified compound in its free form with a suitable acid or base, and isolating the salt thus formed.

Examples of pharmaceutically acceptable salts include those salts prepared by reaction of the compounds described herein with a mineral, organic acid or inorganic base, such salts including, acetate, acrylate, adipate, alginate, aspartate, benzoate, benzenesulfonate, bisulfate, bisulfite, bromide, butyrate, butyn-1,4-dioate, camphorate, camphorsulfonate, caproate, caprylate, chlorobenzoate, chloride, citrate, cyclopentanepropionate, decanoate, digluconate, dihydrogenphosphate, dinitrobenzoate, dodecylsulfate, ethanesulfonate, formate, fumarate, glucoheptanoate, glycerophosphate, glycolate, hemisulfate, heptanoate, hexanoate, hexyne-1,6-dioate, hydroxybenzoate, γ -hydroxybutyrate, hydrochloride, hydrobromide, hydroiodide, 2-hydroxyethanesulfonate, iodide, isobutyrate, lactate, maleate, malonate, methanesulfonate, mandelate, metaphosphate, methanesulfonate, methoxybenzoate, methylbenzoate, monohydrogenphosphate, 1-naphthalenesulfonate, 2-naphthalenesulfonate, nicotinate, nitrate, palmoate, pectinate, persulfate, 3-phenylpropionate, phosphate, picrate, pivalate, propionate, pyrosulfate, pyrophosphate, propionate, phthalate, phenylacetate, phenylbutyrate, propanesulfonate, salicylate, succinate, sulfate, sulfite, succinate, suberate, sebacate, sulfonate, tartrate, thiocyanate, tosylate undecanoate and xylenesulfonate.

Further, the compounds described herein can be prepared as pharmaceutically acceptable salts formed by reacting the free base form of the compound with a pharmaceutically acceptable inorganic or organic acid, including, but not limited to, inorganic acids such as hydrochloric acid, hydrobromic acid, sulfuric acid, nitric acid, phosphoric acid metaphosphoric acid, and the like; and organic acids such as acetic acid, propionic acid, hexanoic acid, cyclopentanepropionic acid, glycolic acid, pyruvic acid, lactic acid, malonic acid, succinic acid, malic acid, maleic acid, fumaric acid, *o*-toluenesulfonic acid, tartaric acid, trifluoroacetic acid, citric acid, benzoic acid, 3-(4-hydroxybenzoyl)benzoic acid, cinnamic acid, mandelic acid, arylsulfonic acid, methanesulfonic acid, ethanesulfonic acid, 1,2-ethanedithionic acid, 2-hydroxyethanesulfonic acid, benzenesulfonic acid, 2-naphthalenesulfonic acid, 4-methylbicyclo-[2.2.2]oct-2-ene-1-carboxylic acid, glucoheptonic acid, 4,4'-methylenebis-(3-hydroxy-2-ene-1-carboxylic acid), 3-phenylpropionic acid, trimethylacetic acid, tertiary butylacetic acid, lauryl sulfuric acid, gluconic acid, glutamic acid, hydroxynaphthoic acid, salicylic acid, stearic acid and muconic acid. In some cases, other acids, such as oxalic, while not in themselves pharmaceutically acceptable, are employed in the preparation of salts useful as intermediates in obtaining the compounds of the invention and their pharmaceutically acceptable acid addition salts.

In some cases, those compounds described herein which comprise a free acid group react with a suitable base, such as the hydroxide, carbonate, bicarbonate, sulfate, of a pharmaceutically acceptable metal cation, with ammonia, or with a pharmaceutically acceptable organic primary, secondary or tertiary amine. Representative alkali or alkaline earth salts include the lithium, sodium, potassium, calcium, magnesium, and aluminum salts and the like. Illustrative examples of bases include sodium hydroxide, potassium hydroxide, choline hydroxide, sodium carbonate, $N^+(C_{1-4} \text{ alkyl})_4$, and the like.

Representative organic amines useful for the formation of base addition salts include ethylamine, diethylamine, ethylenediamine, ethanolamine, diethanolamine, piperazine and the like. It should be understood that the compounds described herein also include the quaternization of any basic nitrogen-containing groups they contain. In some cases, water or oil-soluble or dispersible products are obtained by such quaternization. The compounds described herein can be prepared as pharmaceutically acceptable salts formed when an acidic proton present in the parent compound either is replaced by a metal ion, for example an alkali metal ion, an alkaline earth ion, or an aluminum ion; or coordinates with an organic base. Base addition salts can also be prepared by reacting the free acid form of the compounds described herein with a pharmaceutically acceptable inorganic or organic base, including, but not limited to organic bases such as ethanolamine, diethanolamine, triethanolamine, tromethamine, *N*-methylglucamine, and the like and inorganic bases such as aluminum hydroxide, calcium hydroxide, potassium hydroxide, sodium carbonate, sodium hydroxide, and the like. In addition, the salt forms of the disclosed compounds can be prepared using salts of the starting materials or intermediates.

Solvates

In some cases, the compounds described herein exist as solvates. Disclosed herein are methods of treating diseases by administering such solvates. Disclosed herein are methods of treating diseases by administering such solvates as pharmaceutical compositions.

Solvates contain either stoichiometric or non-stoichiometric amounts of a solvent, and, in some cases, are formed during the process of crystallization with pharmaceutically acceptable solvents such as water, ethanol, and the like. Hydrates are formed when the solvent is water, or alcoholates are formed when the solvent is alcohol. Solvates of the compounds described herein can be conveniently prepared or formed during the processes described herein. By way of example only, hydrates of the compounds described herein can be conveniently prepared by recrystallization from an aqueous/organic solvent mixture, using organic solvents including, but not limited to, dioxane, tetrahydrofuran or methanol. In addition, the compounds provided herein can exist in unsolvated as well as solvated forms. In general, the solvated forms are considered equivalent to the unsolvated forms for the purposes of the compounds and methods provided herein.

Polymorphs

In some cases, the compounds described herein exist as polymorphs. Disclosed herein are methods of treating diseases by administering such polymorphs. Disclosed herein are methods of treating diseases by administering such polymorphs as pharmaceutical compositions.

Thus, the compounds described herein include all their crystalline forms, known as polymorphs. Polymorphs include the different crystal packing arrangements of the same elemental composition of a compound. In certain instances, polymorphs have different X-ray diffraction patterns, infrared spectra, melting points, density, hardness, crystal shape, optical and electrical properties, stability, and solubility. In certain instances, various factors such as the recrystallization solvent, rate of crystallization, and storage temperature cause a single crystal form to dominate.

Prodrugs

In some cases, the compounds described herein exist in prodrug form. Disclosed herein are methods of treating diseases by administering such prodrugs. Disclosed herein are methods of treating diseases by administering such prodrugs as pharmaceutical compositions.

Prodrugs are generally drug precursors that, following administration to an individual and subsequent absorption, are converted to an active, or a more active species via some process, such as conversion by a metabolic pathway. Some prodrugs have a chemical group present on the prodrug that renders it less active and/or confers solubility or some other property to the drug. Once the chemical group has been cleaved and/or modified from the prodrug the active drug is generated. Prodrugs are often useful because, in some situations, they are easier to administer than the parent drug. They are, for instance, bioavailable by oral administration whereas the parent is not. In certain instances, the prodrug also has improved solubility in pharmaceutical compositions over the parent drug. An example, without limitation, of a prodrug would be a compound as described herein which is administered as an ester (the "prodrug") to facilitate transmittal across a cell membrane where water solubility is detrimental to mobility but which then is metabolically hydrolyzed to the carboxylic acid, the active entity, once inside the cell where water-solubility is beneficial. A further example of a prodrug might be a short peptide (polyamino acid) bonded to an acid group where the peptide is metabolized to reveal the active moiety. (See for example Bundgaard, "Design and Application of Prodrugs" in A Textbook of Drug Design and Development, Krosgaard-Larsen and Bundgaard, Ed., 1991, Chapter 5,113-191, which is incorporated herein by reference).

In some cases, prodrugs are designed as reversible drug derivatives, for use as modifiers to enhance drug transport to site-specific tissues. The design of prodrugs to date has been to increase the effective water solubility of the therapeutic compound for targeting to regions where water is the principal solvent.

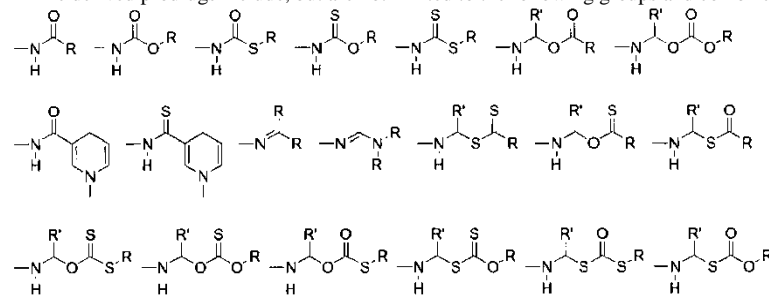
Additionally, prodrug derivatives of compounds described herein can be prepared by methods described herein are otherwise known in the art (for further details see Saulnier et al., Bioorganic and Medicinal Chemistry Letters, 1994, 4, 1985). By way of example only, appropriate prodrugs can be prepared by reacting a non-derivatized compound with a suitable carbamylating agent, such as, but not limited to, 1,1-acyloxyalkylcarbanochloridate, para-nitrophenyl carbonate, or the like. Prodrug forms of the herein described compounds, wherein the prodrug is metabolized *in vivo* to produce a derivative as set forth herein are included within the scope of the claims. Indeed, some of the herein-described compounds are prodrugs for another derivative or active compound.

In some cases, prodrugs include compounds wherein an amino acid residue, or a polypeptide chain of two or more (e. g., two, three or four) amino acid residues is covalently joined through an amide or ester bond to a free amino, hydroxy or carboxylic acid group of compounds of the present invention. The amino acid residues include but are not limited to the 20 naturally occurring amino acids and also includes 4-hydroxyproline, hydroxylysine, demosine, isodemosine, 3-methylhistidine, norvaline, beta-alanine, gamma-aminobutyric acid, citrulline, homocysteine, homoserine, ornithine and methionine sulfone. In other cases, prodrugs include compounds wherein a nucleic acid residue, or an oligonucleotide of two or more (e. g., two, three or four) nucleic acid residues is covalently joined to a compound of the present invention.

Pharmaceutically acceptable prodrugs of the compounds described herein also include, but are not limited to, esters, carbonates, thiocarbonates, N-acyl derivatives, N-acyloxyalkyl derivatives, quaternary derivatives of tertiary amines, N-Mannich bases, Schiff bases, amino acid conjugates, phosphate esters, metal salts and sulfonate esters. Compounds having free amino, amido, hydroxy or carboxylic groups can be converted into prodrugs. For instance, free carboxyl groups can be derivatized as amides or alkyl esters. In certain instances, all of these prodrug moieties incorporate groups including but not limited to ether, amine and carboxylic acid functionalities.

Hydroxy prodrugs include esters, such as though not limited to, acyloxyalkyl (e.g. acyloxymethyl, acyloxyethyl) esters, alkoxycarbonyloxyalkyl esters, alkyl esters, aryl esters, phosphate esters, sulfonate esters, sulfate esters and disulfide containing esters; ethers, amides, carbamates, hemisuccinates, dimethylaminoacetates and phosphoryloxymethylcarbonyls, as outlined in Advanced Drug Delivery Reviews 1996, 19, 115.

Amine derived prodrugs include, but are not limited to the following groups and combinations of groups:



as well as sulfonamides and phosphoramides.

In certain instances, sites on any aromatic ring portions are susceptible to various metabolic reactions, therefore incorporation of appropriate substituents on the aromatic ring structures, can reduce, minimize or eliminate this metabolic pathway.

Pharmaceutical compositions

Described herein are pharmaceutical compositions. In some cases, the pharmaceutical compositions comprise an effective amount of a compound of formula I, or a metabolite, pharmaceutically acceptable salt, ester, prodrug, solvate, hydrate or derivative thereof. In some cases, the pharmaceutical compositions comprise an effective amount of a compound formula I, or a metabolite, pharmaceutically acceptable salt, ester, prodrug, solvate, hydrate or derivative thereof and at least one pharmaceutically acceptable carrier. In some cases the pharmaceutical compositions are for the treatment of disorders. In some cases the pharmaceutical compositions are for the treatment of disorders in a mammal. In some cases the pharmaceutical compositions are for the treatment of disorders in a human.

Modes of Administration

In some cases, the compounds and compositions described herein are administered either alone or in combination with pharmaceutically acceptable carriers, excipients or diluents, in a pharmaceutical composition. Administration of the compounds and compositions described herein can be effected by any method that enables delivery of the compounds to the site of action. These methods include, though are not

limited to delivery via enteral routes (including oral, gastric or duodenal feeding tube, rectal suppository and rectal enema), parenteral routes (injection or infusion, including intraarterial, intracardiac, intradermal, intraduodenal, intramedullary, intramuscular, intraosseous, intraperitoneal, intrathecal, intravascular, intravenous, intravitreal, epidural and subcutaneous), inhalational, transdermal, transmucosal, sublingual, buccal and topical (including epicutaneous, dermal, enema, eye drops, ear drops, intranasal, vaginal) administration, although the most suitable route may depend upon for example the condition and disorder of the recipient. By way of example only, compounds described herein can be administered locally to the area in need of treatment, by for example, local infusion during surgery, topical application such as creams or ointments, injection, catheter, or implant, said implant made for example, out of a porous, nonporous, or gelatinous material, including membranes, such as sialastic membranes, or fibers. The administration can also be by direct injection at the site of a diseased tissue or organ.

In some cases, formulations suitable for oral administration are presented as discrete units such as capsules, cachets or tablets each containing a predetermined amount of the active ingredient; as a powder or granules; as a solution or a suspension in an aqueous liquid or a non-aqueous liquid; or as an oil-in-water liquid emulsion or a water-in-oil liquid emulsion. In some cases, the active ingredient is presented as a bolus, electuary or paste.

Pharmaceutical preparations which can be used orally include tablets, push-fit capsules made of gelatin, as well as soft, sealed capsules made of gelatin and a plasticizer, such as glycerol or sorbitol. Tablets may be made by compression or molding, optionally with one or more accessory ingredients. Compressed tablets may be prepared by compressing in a suitable machine the active ingredient in a free-flowing form such as a powder or granules, optionally mixed with binders, inert diluents, or lubricating, surface active or dispersing agents. Molded tablets may be made by molding in a suitable machine a mixture of the powdered compound moistened with an inert liquid diluent. In some cases, the tablets are coated or scored and are formulated so as to provide slow or controlled release of the active ingredient therein. All formulations for oral administration should be in dosages suitable for such administration. The push-fit capsules can contain the active ingredients in admixture with filler such as lactose, binders such as starches, and/or lubricants such as talc or magnesium stearate and, optionally, stabilizers. In soft capsules, the active compounds may be dissolved or suspended in suitable liquids, such as fatty oils, liquid paraffin, or liquid polyethylene glycols. In some cases, stabilizers are added. Dragee cores are provided with suitable coatings. For this purpose, concentrated sugar solutions may be used, which may optionally contain gum arabic, talc, polyvinyl pyrrolidone, carbopol gel, polyethylene glycol, and/or titanium dioxide, lacquer solutions, and suitable organic solvents or solvent mixtures. Dyestuffs or pigments may be added to the tablets or Dragee coatings for identification or to characterize different combinations of active compound doses.

In some cases, pharmaceutical preparations are formulated for parenteral administration by injection, e.g., by bolus injection or continuous infusion. Formulations for injection may be presented in unit dosage form, e.g., in ampoules or in multi-dose containers, with an added preservative. The compositions may take such forms as suspensions, solutions or emulsions in oily or aqueous vehicles, and may contain formulatory agents such as suspending, stabilizing and/or dispersing agents. The formulations may be presented in unit-dose or multi-dose containers, for example sealed ampoules and vials, and may be stored in powder form or in a freeze-dried (lyophilized) condition requiring only the addition of the sterile liquid carrier, for example, saline or sterile pyrogen-free water, immediately prior to use. Extemporaneous injection solutions and suspensions may be prepared from sterile powders, granules and tablets of the kind previously described.

Formulations for parenteral administration include aqueous and non-aqueous (oily) sterile injection solutions of the active compounds which may contain antioxidants, buffers, bacteriostats and solutes which render the formulation isotonic with the blood of the intended recipient; and aqueous and non-aqueous sterile suspensions which may include suspending agents and thickening agents. Suitable lipophilic solvents or vehicles include fatty oils such as sesame oil, or synthetic fatty acid esters, such as ethyl oleate or triglycerides, or liposomes. Aqueous injection suspensions may contain substances which increase the viscosity of the suspension, such as sodium carboxymethyl cellulose, sorbitol, or dextran. Optionally, the suspension may also contain suitable stabilizers or agents which increase the solubility of the compounds to allow for the preparation of highly concentrated solutions.

Pharmaceutical preparations may also be formulated as a depot preparation. Such long acting formulations may be administered by implantation (for example subcutaneously or intramuscularly) or by intramuscular injection. Thus, for example, the compounds may be formulated with suitable polymeric or hydrophobic materials (for example, as an emulsion in an acceptable oil) or ion exchange resins, or as sparingly soluble derivatives, for example, as a sparingly soluble salt.

For buccal or sublingual administration, the compositions may take the form of tablets, lozenges, pastilles, or gels formulated in conventional manner. Such compositions may comprise the active ingredient in a flavored basis such as sucrose and acacia or tragacanth.

Pharmaceutical preparations may also be formulated in rectal compositions such as suppositories or retention enemas, e.g., containing conventional suppository bases such as cocoa butter, polyethylene glycol, or other glycerides.

Pharmaceutical preparations may be administered topically, that is by non-systemic administration. This includes the application of a compound of the present invention externally to the epidermis or the buccal cavity and the instillation of such a compound into the ear, eye and nose, such that the compound does not significantly enter the blood stream. In contrast, systemic administration refers to oral, intravenous, intraperitoneal and intramuscular administration.

Pharmaceutical preparations suitable for topical administration include liquid or semi-liquid preparations suitable for penetration through the skin to the site of inflammation such as gels, liniments, lotions, creams, ointments or pastes, and drops suitable for administration to the eye, ear or nose. The active ingredient may comprise, for topical administration, from 0.001 % to 10% w/w, for instance from 1% to 2% by weight of the formulation. It may however comprise as much as 10% w/w but preferably will comprise less than 5% w/w, more preferably from 0.1% to 1% w/w of the formulation.

Pharmaceutical preparations for administration by inhalation are conveniently delivered from an insufflator, nebulizer pressurized packs or other convenient means of delivering an aerosol spray. Pressurized packs may comprise a suitable propellant such as dichlorodifluoromethane, trichlorofluoromethane, dichlorotetrafluoroethane, carbon dioxide or other suitable gas. In the case of a pressurized aerosol, the dosage unit may be determined by providing a valve to deliver a metered amount. Alternatively, for administration by inhalation or insufflation, pharmaceutical preparations may take the form of a dry powder composition, for example a powder mix of the compound and a suitable powder base such as lactose or starch. The powder composition may be presented in unit dosage form, in for example, capsules, cartridges, gelatin or blister packs from which the powder may be administered with the aid of an inhalator or insufflator.

It should be understood that in addition to the ingredients particularly mentioned above, the compounds and compositions described herein may include other agents conventional in the art having regard to the type of formulation in question, for example those suitable for oral administration may include flavoring agents.

Formulations

The compounds or compositions described herein can be delivered in a vesicle, such as a liposome. The compounds and pharmaceutical compositions described herein can also be delivered in a controlled release system, or a controlled release system can be placed in proximity of the therapeutic target. In one case, a pump may be used.

The pharmaceutical compositions described herein can also contain the active ingredient in a form suitable for oral use, for example, as tablets, troches, lozenges, aqueous or oily suspensions, dispersible powders or granules, emulsions, hard or soft capsules, or syrups or elixirs. Compositions intended for oral use are optionally prepared according to known method, and such compositions may contain one or more agents selected from the group consisting of sweetening agents, flavoring agents, coloring agents and preserving agents in order to provide pharmaceutically elegant and palatable preparations. Tablets contain the active ingredient in admixture with non-toxic pharmaceutically acceptable excipients which are suitable for the manufacture of tablets. These excipients may be, for example, inert diluents, such as calcium carbonate, sodium carbonate, lactose, calcium phosphate or sodium phosphate; granulating and disintegrating agents, such as microcrystalline cellulose, sodium crosscarmellose, corn starch, or alginic acid; binding agents, for example starch, gelatin, polyvinyl-pyrrolidone or acacia, and lubricating agents, for example, magnesium stearate, stearic acid or talc. The tablets may be un-coated or coated by known techniques to mask the taste of the drug or delay disintegration and absorption in the gastrointestinal tract and thereby provide a sustained action over a longer period. For example, a water soluble taste masking material such as hydroxypropylmethyl-cellulose or hydroxypropylcellulose, or a time delay material such as ethyl cellulose, or cellulose acetate butyrate may be employed as appropriate. Formulations for oral use may also be presented as hard gelatin capsules wherein the active ingredient is mixed with an inert solid diluent, for example, calcium carbonate, calcium phosphate or kaolin, or as soft gelatin capsules wherein the active ingredient is mixed with water soluble carrier such as polyethyleneglycol or an oil medium, for example peanut oil, liquid paraffin, or olive oil.

Aqueous suspensions contain the active material in admixture with excipients suitable for the manufacture of aqueous suspensions. Such excipients are suspending agents, for example sodium carboxymethylcellulose, methylcellulose, hydroxypropylmethyl-cellulose, sodium alginate, polyvinyl-pyrrolidone, gum tragacanth and gum acacia; dispersing or wetting agents may be a naturally-occurring phosphatide, for example lecithin, or condensation products of an alkylene oxide with fatty acids, for example polyoxyethylene stearate, or condensation products of ethylene oxide with long chain aliphatic alcohols, for example heptadecaethylene-oxycetanol, or condensation products of ethylene oxide with partial esters derived from fatty acids and a hexitol such as polyoxyethylene sorbitol monooleate, or condensation products of ethylene oxide with partial esters derived from fatty acids and hexitol anhydrides, for example polyethylene sorbitan monooleate. The aqueous suspensions may also contain one or more preservatives, for example ethyl, or n-propyl p-hydroxybenzoate, one or more coloring agents, one or more flavoring agents, and one or more sweetening agents, such as sucrose, saccharin or aspartame.

Suitable pharmaceutical carriers include inert diluents or fillers, water and various organic solvents. The pharmaceutical compositions may, if desired, contain additional ingredients such as flavorings, binders, excipients and the like. Thus for oral administration, tablets containing various excipients, such as citric acid may be employed together with various disintegrants such as starch, alginic acid and certain complex silicates and with binding agents such as sucrose, gelatin and acacia. Additionally, lubricating agents such as magnesium stearate, sodium lauryl sulfate and talc are often useful for tableting purposes. Solid compositions of a similar type may also be employed in soft and hard filled gelatin capsules. Preferred materials, therefore, include lactose or milk sugar and high molecular weight polyethylene glycols. When aqueous suspensions or elixirs are desired for oral administration the active compound therein may be combined with various sweetening or flavoring agents, coloring matters or dyes and, if desired, emulsifying agents or suspending agents, together with diluents such as water, ethanol, propylene glycol, glycerin, or combinations thereof.

Oily suspensions may be formulated by suspending the active ingredient in a vegetable oil, for example arachis oil, olive oil, sesame oil or coconut oil, or in mineral oil such as liquid paraffin. The oily suspensions may contain a thickening agent, for example beeswax, hard paraffin or cetyl alcohol. Sweetening agents such as those set forth above, and flavoring agents may be added to provide a palatable oral preparation. These compositions may be preserved by the addition of an anti-oxidant such as butylated hydroxyanisole or alpha-tocopherol.

Dispersible powders and granules suitable for preparation of an aqueous suspension by the addition of water provide the active ingredient in admixture with a dispersing or wetting agent, suspending agent and one or more preservatives. Suitable dispersing or wetting agents and suspending agents are exemplified by those already mentioned above. Additional excipients, for example sweetening, flavoring and coloring agents, may also be present. These compositions may be preserved by the addition of an anti-oxidant such as ascorbic acid.

Pharmaceutical compositions may also be in the form of oil-in-water emulsions. The oily phase may be a vegetable oil, for example olive oil or arachis oil, or a mineral oil, for example liquid paraffin or mixtures of these. Suitable emulsifying agents may be naturally-occurring phosphatides, for example soy bean lecithin, and esters or partial esters derived from fatty acids and hexitol anhydrides, for example sorbitan monooleate, and condensation products of the said partial esters with ethylene oxide, for example polyoxyethylene sorbitan monooleate. The emulsions may also contain sweetening agents, flavoring agents, preservatives and antioxidants.

Syrups and elixirs may be formulated with sweetening agents, for example glycerol, propylene glycol, sorbitol or sucrose. Such formulations may also contain a demulcent, a preservative, flavoring and coloring agents and antioxidant.

Pharmaceutical compositions may be in the form of a sterile injectable aqueous solution. Among the acceptable vehicles and solvents that may be employed are water, Ringer's solution and isotonic sodium chloride solution. The sterile injectable preparation may also be a sterile injectable oil-in-water microemulsion where the active ingredient is dissolved in the oily phase. For example, the active ingredient may be first dissolved in a mixture of soybean oil and lecithin. The oil solution then introduced into a water and glycerol mixture and processed to form a microemulsion. The injectable solutions or microemulsions may be introduced into an individual's blood-stream by local bolus injection. Alternatively, it may be advantageous to administer the solution or microemulsion in such a way as to maintain a constant circulating concentration of the instant compound. In order to maintain such a constant concentration, a continuous intravenous delivery device may be utilized. An example of such a device is the Deltec CADD-PLUS™ model 5400 intravenous pump. The pharmaceutical compositions may be in the form of a sterile injectable aqueous or oleaginous suspension for intramuscular and subcutaneous administration. This suspension may be formulated according to the known art using those suitable dispersing or wetting agents and

suspending agents which have been mentioned above. The sterile injectable preparation may also be a sterile injectable solution or suspension in a non-toxic parenterally-acceptable diluent or solvent, for example as a solution in 1,3-butane diol. In addition, sterile, fixed oils are conventionally employed as a solvent or suspending medium. For this purpose any bland fixed oil may be employed including synthetic mono- or diglycerides. In addition, fatty acids such as oleic acid find use in the preparation of injectables.

Pharmaceutical compositions may also be administered in the form of suppositories for rectal administration of the drug. These compositions can be prepared by mixing the active ingredient with a suitable non-irritating excipient which is solid at ordinary temperatures but liquid at the rectal temperature and will therefore melt in the rectum to release the drug. Such materials include cocoa butter, glycerinated gelatin, hydrogenated vegetable oils, mixtures of polyethylene glycols of various molecular weights and fatty acid esters of polyethylene glycol.

For topical use, creams, ointments, jellies, solutions or suspensions, *etc.*, containing a compound or composition of the invention can be used. As used herein, topical application can include mouth washes and gargles.

Pharmaceutical compositions may be administered in intranasal form via topical use of suitable intranasal vehicles and delivery devices, or via transdermal routes, using transdermal skin patches. To be administered in the form of a transdermal delivery system, the dosage administration will, of course, be continuous rather than intermittent throughout the dosage regimen.

The formulations may conveniently be presented in unit dosage form and may be prepared by any of the methods well known in the art of pharmacy. All methods include the step of bringing into association a compound of the subject invention or a pharmaceutically acceptable salt, ester, prodrug or solvate thereof ("active ingredient") with the carrier which constitutes one or more accessory ingredients. In general, the formulations are prepared by uniformly and intimately bringing into association the active ingredient with liquid carriers or finely divided solid carriers or both and then, if necessary, shaping the product into the desired formulation.

Dosage Forms

The pharmaceutical composition may, for example, be in a form suitable for oral administration as a tablet, capsule, pill, powder, sustained release formulations, solution, suspension, for parenteral injection as a sterile solution, suspension or emulsion, for topical administration as an ointment or cream or for rectal administration as a suppository. The pharmaceutical composition may be in unit dosage forms suitable for single administration of precise dosages. The pharmaceutical composition may include a conventional pharmaceutical carrier or excipient and a compound according to the invention as an active ingredient. In addition, it may include other medicinal or pharmaceutical agents, carriers, adjuvants, *etc.*

Exemplary parenteral administration forms include solutions or suspensions of active compounds in sterile aqueous solutions, for example, aqueous propylene glycol or dextrose solutions. Such dosage forms can be suitably buffered, if desired.

Doses

The amount of pharmaceutical composition administered will firstly be dependent on the mammal being treated. In the instances where pharmaceutical compositions are administered to a human individual, the daily dosage will normally be determined by the prescribing physician with the dosage generally varying according to the age, sex, diet, weight, general health and response of the individual, the severity of the individual's symptoms, the precise indication or condition being treated, the severity of the indication or condition being treated, time of administration, route of administration, the disposition of the composition, rate of excretion, drug combination, and the discretion of the prescribing physician. Also, the route of administration may vary depending on the condition and its severity. Preferably, the pharmaceutical composition is in unit dosage form. In such form, the preparation is subdivided into unit doses containing appropriate quantities of the active component, *e.g.*, an effective amount to achieve the desired purpose. Determination of the proper dosage for a particular situation is within the skill of the art. Generally, treatment is initiated with smaller dosages which are less than the optimum dose of the compound. Thereafter, the dosage is increased by small amounts until the optimum effect under the circumstances is reached. For convenience, the total daily dosage may be divided and administered in portions during the day if desired. The amount and frequency of administration of the compounds described herein, and if applicable other therapeutic agents and/or therapies, will be regulated according to the judgment of the attending clinician (physician) considering such factors as described above. Thus the amount of pharmaceutical composition to be administered may vary widely. Administration may occur in an amount of between about 0.001 mg/kg of body weight to about 100 mg/kg of body weight per day (administered in single or divided doses), more preferably at least about 0.1 mg/kg of body weight per day. A particular therapeutic dosage can include, *e.g.*, from about 0.01 mg to about 7000 mg of compound, and preferably includes, *e.g.*, from about 0.05 mg to about 2500 mg. The quantity of active compound in a unit dose of preparation may be varied or adjusted from about 0.1 mg to 1000 mg, preferably from about 1 mg to 300 mg, more preferably 10 mg to 200 mg, according to the particular application. In some instances, dosage levels below the lower limit of the aforesaid range may be more than adequate, while in other cases still larger doses may be employed without causing any harmful side effect, *e.g.* by dividing such larger doses into several small doses for administration throughout the day. The amount administered will vary depending on the particular IC_{50} value of the compound used. In combinational applications in which the compound is not the sole therapy, it may be possible to administer lesser amounts of compound and still have therapeutic or prophylactic effect.

Combination Therapies

The compounds described herein or a pharmaceutically acceptable salt, solvate, polymorph, ester, tautomer or prodrug thereof may be administered as a sole therapy. The compounds described herein or a pharmaceutically acceptable salt, solvate, polymorph, ester, tautomer or prodrug thereof may also be administered in combination with another therapy or therapies.

For example, the therapeutic effectiveness of one of the compounds described herein may be enhanced by administration of an adjuvant (*i.e.*, by itself the adjuvant may only have minimal therapeutic benefit, but in combination with another therapeutic agent, the overall therapeutic benefit to the individual is enhanced). Or, by way of example only, the benefit experienced by an individual may be increased by administering one of the compounds described herein with another therapeutic agent (which also includes a therapeutic regimen) that also has therapeutic benefit. By way of example only, in a treatment for gout involving administration of one of the compounds described herein, increased therapeutic benefit may result by also providing the individual with another therapeutic agent for gout. Or, by way of example only, if one of the side effects experienced by an individual upon receiving one of the compounds described herein is nausea, then it may be

LDL levels above about 160 mg/dL; (d) HDL levels below about 40 mg/dL; and/or (e) serum creatinine levels above about 1.5 mg/dL.

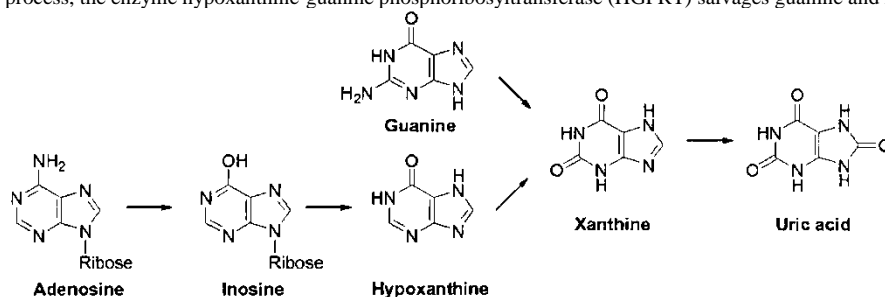
In some cases, an individual treated with the compounds disclosed herein (1) displays aberrant uric acid levels, and (2) suffers from diabetes. In some cases, an individual treated with the compounds disclosed herein (1) displays aberrant uric acid levels, and (2) suffers from Type I diabetes. In some cases, an individual treated with the compounds disclosed herein (1) displays aberrant uric acid levels, and (2) suffers from Type II diabetes. In some cases, an individual treated with the compounds disclosed herein (1) displays aberrant uric acid levels, and (2) suffers from a loss of beta cells of the islets of Langerhans in the pancreas. In some cases, an individual treated with the compounds disclosed herein (1) displays aberrant uric acid levels, and (2) suffers from insulin resistance and/or reduced insulin sensitivity. In some cases, an individual treated with the compounds disclosed herein (1) displays aberrant uric acid levels, and (2) displays (a) a fasting plasma glucose level ≥ 126 mg/dL; (b) a plasma glucose level ≥ 200 mg/dL two hours after a glucose tolerance test; and/or (c) symptoms of hyperglycemia and casual plasma glucose levels ≥ 200 mg/dL (11.1 mmol/l).

In some cases, an individual treated with the compounds disclosed herein (1) displays aberrant uric acid levels, and (2) suffers from metabolic syndrome. In some cases, an individual treated with the compounds disclosed herein (1) displays aberrant uric acid levels, and (2) suffers from (a) diabetes mellitus, impaired glucose tolerance, impaired fasting glucose and/or insulin resistance, (b) at least two of (i) blood pressure: $\geq 140/90$ mmHg; (ii) dyslipidaemia: triglycerides (TG): ≥ 1.695 mmol/L and high-density lipoprotein cholesterol (HDL-C) ≤ 0.9 mmol/L (male), ≤ 1.0 mmol/L (female); (iii) central obesity: waist:hip ratio > 0.90 (male); > 0.85 (female), and/or body mass index > 30 kg/m²; and (iv) microalbuminuria: urinary albumin excretion ratio ≥ 20 mg/min or albumin: creatinine ratio ≥ 30 mg/g. In some cases, an individual treated with the compounds disclosed herein (1) displays aberrant uric acid levels, and (2) suffers from insulin resistance (i.e., the top 25% of the fasting insulin values among non-diabetic individuals) and (b) at least two of (i) central obesity: waist circumference ≥ 94 cm (male), ≥ 80 cm (female); (ii) dyslipidaemia: TG ≥ 2.0 mmol/L and/or HDL-C < 1.0 mmol/L or treated for dyslipidaemia; (iii) hypertension: blood pressure $\geq 140/90$ mmHg or antihypertensive medication; and (iv) fasting plasma glucose ≥ 6.1 mmol/L. In some cases, an individual treated with the compounds disclosed herein (1) displays aberrant uric acid levels, and (2) displays at least three of (a) elevated waist circumference: Men ≥ 40 inches (men) and ≥ 35 inches (women); (b) elevated triglycerides: ≥ 150 mg/dL; (c) reduced HDL: < 40 mg/dL (men) and < 50 mg/dL (women); (d) elevated blood pressure: $\geq 130/85$ mm Hg or use of medication for hypertension; and (e) elevated fasting glucose: ≥ 100 mg/dL (5.6 mmol/L) or use of medication for hyperglycemia.

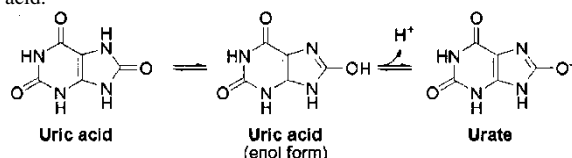
In some cases, an individual treated with the compounds disclosed herein (1) displays aberrant uric acid levels, and (2) suffers from kidney disease or kidney failure. In some cases, an individual treated with the compounds disclosed herein (1) displays aberrant uric acid levels, and (2) displays oliguria (decreased urine production). In some cases, an individual treated with the compounds disclosed herein (1) displays aberrant uric acid levels, and (2) produces less than 400 mL per day of urine (adults), produces less than 0.5 mL/kg/h of urine (children), or produces less than 1 mL/kg/h of urine (infants).

URIC ACID

In certain instances, purines (adenine, guanine), derived from food or tissue turnover (cellular nucleotides undergo continuous turnover), are catabolized in humans to their final oxidation product, uric acid. In certain instances, guanine is oxidized to xanthine, which is further oxidized to uric acid by the action of xanthine oxidase; adenosine is converted to inosine which is further oxidized to hypoxanthine. In certain instances, xanthine oxidase oxidizes hypoxanthine to xanthine, and further to uric acid. In certain instances, as part of the reverse process, the enzyme hypoxanthine-guanine phosphoribosyltransferase (HGPRT) salvages guanine and hypoxanthine.



In certain instances, the keto form of uric acid is in equilibrium with the enol form which loses a proton at physiological pH to form urate. In certain instances, (e.g., under serum conditions (pH 7.40, 37°C)), about 98% of uric acid is ionized as the monosodium urate salt. In certain instances, urate is a strong reducing agent and potent antioxidant. In humans, about half the antioxidant capacity of plasma comes from uric acid.



In certain instances, most uric acid dissolves in blood and passes to the kidneys, where it is excreted by glomerular filtration and tubular secretion. In certain instances, a substantial fraction of uric acid is reabsorbed by the renal tubules. One of the peculiar characteristics of the uric acid transport system is that, although the net activity of tubular function is reabsorption of uric acid, the molecule is both secreted and reabsorbed during its passage through the nephron. In certain instances, reabsorption dominates in the S1 and S3 segments of the proximal tubule and secretion dominates in the S2 segment. In certain instances, the bidirectional transport results in drugs that inhibit uric acid transport decreasing, rather than increasing, the excretion of uric acid, compromising their therapeutic usefulness. In certain instances, normal uric acid levels in human adults (5.1 \pm 0.93 mg/dL) are close to the limits of urate solubility (~ 7 mg/dL at 37°C), which creates a delicate physiological urate balance. In certain instances, the normal uric acid range for females is approximately 1 mg/dL below the male range.

HYPERURICEMIA

In certain instances, hyperuricemia is characterized by higher than normal blood levels of uric acid, sustained over long periods of time. In certain instances, increased blood urate levels may be due to enhanced uric acid production (~10-20%) and/or reduced renal excretion (~80-90%) of uric acid. In certain instances, causes of hyperuricemia may include:

- Obesity/weight gain
- Excessive alcohol use
- Excessive dietary purine intake (foods such as shellfish, fish roe, scallops, peas lentils, beans and red meat, particularly offal - brains, kidneys, tripe, liver)
- Certain medications, including low-dose aspirin, diuretics, niacin, cyclosporine, pyrazinamide, ethambutol, some high blood pressure drugs and some cancer chemotherapeutics, immunosuppressive and cytotoxic agents
- Specific disease states, particularly those associated with a high cell turnover rate (such as malignancy, leukemia, lymphoma or psoriasis), and also including high blood pressure, hemoglobin disorders, hemolytic anemia, sickle cell anemia, various nephropathies, myeloproliferative and lymphoproliferative disorders, hyperparathyroidism, renal disease, conditions associated with insulin resistance and diabetes mellitus, and in transplant recipients, and possibly heart disease
- Inherited enzyme defects
- Abnormal kidney function (e.g. increased ATP turn over, reduced glomerular urate filtration)
- Exposure to lead (plumbism or "saturnine gout")

In certain instances, hyperuricemia may be asymptomatic, though is associated with the following conditions:

- Gout
- Gouty arthritis
- Uric acid stones in the urinary tract (urolithiasis)
- Deposits of uric acid in the soft tissue (tophi)
- Deposits of uric acid in the kidneys (uric acid nephropathy)
- Impaired kidney function, possibly leading to chronic and acute renal failure

GOUT

Prevalence

The incidence of gout has increased over the past two decades and, in the United States, affects as much as 2.7% of the population aged 20 years and older, totaling over 5.1 million American adults. Gout is more common in men than women, (3.8% or 3.4 million men vs. 1.6% or 1.7 million women), typically affecting men in their 40's and 50's (although gout attacks can occur after puberty which sees an increase in uric acid levels). An increase in prevalence of gout from 2.9 to 5.2 per 1000 in the time period 1990 to 1999 was observed, with most of the increase occurring in those over the age of 65. Gout attacks are more common in women after menopause. In certain instances, gout is one of the most common forms of arthritis, accounting for approximately 5% of all arthritis cases. In certain instances, kidney failure and urolithiasis occur in 10-18% of individuals with gout and are common sources of morbidity and mortality from the disease.

Leading causes

In most cases, gout is associated with hyperuricemia. In certain instances, individuals suffering from gout excrete approximately 40% less uric acid than nongouty individuals for any given plasma urate concentrations. In certain instances, urate levels increase until the saturation point is reached. In certain instances, precipitation of urate crystals occurs when the saturation point is reached. In certain instances, these hardened, crystallized deposits (tophi) form in the joints and skin, causing joint inflammation (arthritis). In certain instances, deposits are made in the joint fluid (synovial fluid) and/or joint lining (synovial lining). Common areas for these deposits are the large toe, feet, ankles and hands (less common areas include the ears and eyes). In certain instances, the skin around an affected joint becomes red and shiny with the affected area being tender and painful to touch. In certain instances, gout attacks increase in frequency. In certain instances, untreated acute gout attacks lead to permanent joint damage and disability. In certain instances, tissue deposition of urate leads to: acute inflammatory arthritis, chronic arthritis, deposition of urate crystals in renal parenchyma and urolithiasis. In certain instances, the incidence of gouty arthritis increases 5 fold in individuals with serum urate levels of 7 to 8.9 mg/dL and up to 50 fold in individuals with levels > 9mg/dL (530µmol/L). In certain instances, individuals with gout develop renal insufficiency and end stage renal disease (i.e., "gouty nephropathy"). In certain instances, gouty nephropathy is characterized by a chronic interstitial nephropathy, which is promoted by medullary deposition of monosodium urate.

In certain instances, gout includes painful attacks of acute, monarticular, inflammatory arthritis, deposition of urate crystals in joints, deposition of urate crystals in renal parenchyma, urolithiasis (formation of calculus in the urinary tract), and nephrolithiasis (formation of kidney stones). In certain instances, secondary gout occurs in individuals with cancer, particularly leukemia, and those with other blood disorders (e.g. polycythemia, myeloid metaplasia, etc).

Symptoms

In certain instances, attacks of gout develop very quickly, frequently the first attack occurring at night. In certain instances, symptoms include sudden, severe joint pain and extreme tenderness in the joint area, joint swelling and shiny red or purple skin around the joint. In certain instances, the attacks are infrequent lasting 5-10 days, with no symptoms between episodes. In certain instances, attacks become more frequent and may last longer, especially if the disorder is not controlled. In certain instances, episodes damage the affected joint(s) resulting in stiffness, swelling, limited motion and/or persistent mild to moderate pain.

Treatment

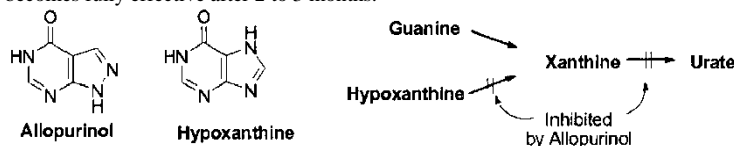
In certain instances, gout is treated by lowering the production of uric acid. In certain instances, gout is treated by increasing the excretion of uric acid. In certain instances, gout is treated by URAT 1, xanthine oxidase, xanthine dehydrogenase, xanthine oxidoreductase, a purine

nucleoside phosphorylase (PNP) inhibitor, a uric acid transporter (URAT) inhibitor, a glucose transporter (GLUT) inhibitor, a GLUT-9 inhibitor, a solute carrier family 2 (facilitated glucose transporter), member 9 (SLC2A9) inhibitor, an organic anion transporter (OAT) inhibitor, an OAT-4 inhibitor, or combinations thereof. In general, the goals of gout treatment are to i) reduce the pain, swelling and duration of an acute attack, and ii) prevent future attacks and joint damage. In certain instances, gout attacks are treated successfully using a combination of treatments. In certain instances, gout is one of the most treatable forms of arthritis.

i) *Treating the gout attack.* In certain instances, the pain and swelling associated with an acute attack of gout can be addressed with medications such as acetaminophen, steroids, nonsteroidal anti-inflammatory drugs (NSAIDs), adrenocorticotropic hormone (ACTH) or colchicine. In certain instances, proper medication controls gout within 12 to 24 hours and treatment is stopped after a few days. In certain instances, medication is used in conjunction with rest, increased fluid intake, ice-packs, elevation and/or protection of the affected area/s. In certain instances, the aforementioned treatments do not prevent recurrent attacks and they do not affect the underlying disorders of abnormal uric acid metabolism.

ii) *Preventing future attacks.* In certain instances, reducing serum uric acid levels below the saturation level is the goal for preventing further gout attacks. In some cases, this is achieved by decreasing uric acid production (e.g. allopurinol), or increasing uric acid excretion with uricosuric agents (e.g. probenecid, sulfinpyrazone, benzbromarone).

In certain instances, *allopurinol* inhibits uric acid formation, resulting in a reduction in both the serum and urinary uric acid levels and becomes fully effective after 2 to 3 months.



In certain instances, allopurinol is a structural analogue of hypoxanthine, (differing only in the transposition of the carbon and nitrogen atoms at positions 7 and 8), which inhibits the action of xanthine oxidase, the enzyme responsible for the conversion of hypoxanthine to xanthine, and xanthine to uric acid. In certain instances, it is metabolized to the corresponding xanthine analogue, alloxanthine (oxypurinol), which is also an inhibitor of xanthine oxidase. In certain instances, alloxanthine, though more potent in inhibiting xanthine oxidase, is less pharmaceutically acceptable due to low oral bioavailability. In certain instances, fatal reactions due to hypersensitivity, bone marrow suppression, hepatitis, and vasculitis have been reported with Allopurinol. In certain instances, the incidence of side effects may total 20% of all individuals treated with the drug. Treatment for disorders of uric acid metabolism has not evolved significantly in the following two decades since the introduction of allopurinol.

In certain instances, *Uricosuric agents* (e.g., probenecid, sulfinpyrazone, and benzbromarone) increase uric acid excretion. In certain instances, probenecid causes an increase in uric acid secretion by the renal tubules and, when used chronically, mobilizes body stores of urate. In certain instances, 25-50% of individuals treated with probenecid fail to achieve reduction of serum uric acid levels < 6 mg/dL. In certain instances, insensitivity to probenecid results from drug intolerance, concomitant salicylate ingestion, and renal impairment. In certain instances, one-third of the individuals develop intolerance to probenecid. In certain instances, administration of uricosuric agents also results in urinary calculus, gastrointestinal obstruction, jaundice and anemia.

PLUMBISM OR "SATURNINE GOUT"

In certain instances, excessive exposure to lead (lead poisoning or plumbism) results in "saturnine gout," a lead-induced hyperuricemia due to lead inhibition of tubular urate transport causing decreased renal excretion of uric acid. In certain instances, more than 50% of individuals suffering from lead nephropathy suffer from gout. In certain instances, acute attacks of saturnine gout occur in the knee more frequently than the big toe. In certain instances, renal disease is more frequent and more severe in saturnine gout than in primary gout. In certain instances, treatment consists of excluding the individual from further exposure to lead, the use of chelating agents to remove lead, and control of acute gouty arthritis and hyperuricaemia. In certain instances, saturnine gout is characterized by less frequent attacks than primary gout. In certain instances, lead-associated gout occurs in pre-menopausal women, an uncommon occurrence in non lead-associated gout.

LESCH-NYHAN SYNDROME

In certain instances, Lesch-Nyhan syndrome (LNS or Nyhan's syndrome) affects about one in 100,000 live births. In certain instances, LNS is caused by a genetic deficiency of the enzyme hypoxanthine-guanine phosphoribosyltransferase (HGPRT). In certain instances, LNS is an X-linked recessive disease. In certain instances, LNS is present at birth in baby boys. In certain instances, the disorder leads to severe gout, poor muscle control, and moderate mental retardation, which appear in the first year of life. In certain instances, the disorder also results in self-mutilating behaviors (e.g., lip and finger biting, head banging) beginning in the second year of life. In certain instances, the disorder also results in gout-like swelling in the joints and severe kidney problems. In certain instances, the disorder leads neurological symptoms include facial grimacing, involuntary writhing, and repetitive movements of the arms and legs similar to those seen in Huntington's disease. The prognosis for individuals with LNS is poor. In certain instances, the life expectancy of an untreated individual with LNS is less than about 5 years. In certain instances, the life expectancy of a treated individual with LNS is greater than about 40 years of age.

HYPERURICEMIA AND OTHER DISEASES

In certain instances, hyperuricemia is found in individuals with cardiovascular disease (CVD) and/or renal disease. In certain instances, hyperuricemia is found in individuals with prehypertension, hypertension, increased proximal sodium reabsorption, microalbuminuria, proteinuria, kidney disease, obesity, hypertriglyceridemia, low high-density lipoprotein cholesterol, hyperinsulinemia, hyperleptinemia, hypoadiponectinemia, peripheral, carotid and coronary artery disease, atherosclerosis, congenative heart failure, stroke, tumor lysis syndrome, endothelial dysfunction, oxidative stress, elevated renin levels, elevated endothelin levels, and/or elevated C-reactive protein levels. In certain instances, hyperuricemia is found in individuals with obesity (e.g., central obesity), high blood pressure, hyperlipidemia, and/or impaired fasting glucose. In certain instances, hyperuricemia is found in individuals with metabolic syndrome. In certain instances, gouty arthritis is indicative of an increased risk of acute myocardial infarction. In some cases, administration of the compounds described herein to an individual are useful for decreasing the likelihood of a clinical event associated with a disease or condition linked to hyperuricemia, including, but not limited to, prehypertension, hypertension, increased proximal sodium reabsorption, microalbuminuria,

proteinuria, kidney disease, obesity, hypertriglyceridemia, low high-density lipoprotein cholesterol, hyperinsulinemia, hyperleptinemia, hypoadiponectinemia, peripheral, carotid and coronary artery disease, atherosclerosis, congenative heart failure, stroke, tumor lysis syndrome, endothelial dysfunction, oxidative stress, elevated renin levels, elevated endothelin levels, and/or elevated C-reactive protein levels.

In some cases, the compounds described herein are administered to an individual suffering from a disease or condition requiring treatment with a compound that is a diuretic. In some cases, the compounds described herein are administered to an individual suffering from a disease or condition requiring treatment with a compound that is a diuretic, wherein the diuretic causes renal retention of urate. In some cases, the disease or condition is congestive heart failure or essential hypertension.

In some cases, administration of the compounds described herein to an individual are useful for improving motility or improving quality of life.

In some cases, administration of the compounds described herein to an individual is useful for treating or decreasing the side effects of cancer treatment.

In some cases, administration of the compounds described herein to an individual is useful for decreasing kidney toxicity of cis-platin.

Kits

The compounds, compositions and methods described herein provide kits for the treatment of disorders, such as the ones described herein. These kits comprise a compound, compounds or compositions described herein in a container and, optionally, instructions teaching the use of the kit according to the various methods and approaches described herein. Such kits may also include information, such as scientific literature references, package insert materials, clinical trial results, and/or summaries of these and the like, which indicate or establish the activities and/or advantages of the composition, and/or which describe dosing, administration, side effects, drug interactions, or other information useful to the health care provider. Such information may be based on the results of various studies, for example, studies using experimental animals involving in vivo models and studies based on human clinical trials. Kits described herein can be provided, marketed and/or promoted to health providers, including physicians, nurses, pharmacists, formulary officials, and the like. Kits may also, in some cases, be marketed directly to the consumer.

The compounds described herein can be utilized for diagnostics and as research reagents. For example, the compounds described herein, either alone or in combination with other compounds, can be used as tools in differential and/or combinatorial analyses to elucidate expression patterns of genes expressed within cells and tissues. As one non-limiting example, expression patterns within cells or tissues treated with one or more compounds are compared to control cells or tissues not treated with compounds and the patterns produced are analyzed for differential levels of gene expression as they pertain, for example, to disease association, signaling pathway, cellular localization, expression level, size, structure or function of the genes examined. These analyses can be performed on stimulated or unstimulated cells and in the presence or absence of other compounds which affect expression patterns.

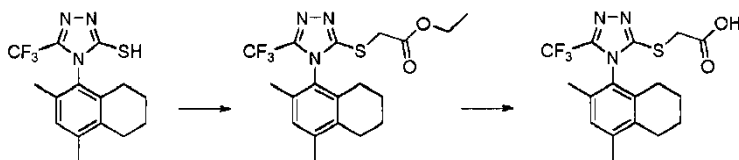
Besides being useful for human treatment, the compounds and formulations of the present invention are also useful for veterinary treatment of companion animals, exotic animals and farm animals, including mammals, rodents, and the like. More preferred animals include horses, dogs, and cats.

The examples and preparations provided below further illustrate and exemplify the compounds of the present invention and methods of preparing such compounds. It is to be understood that the scope of the present invention is not limited in any way by the scope of the following examples and preparations. In the following examples molecules with a single chiral center, unless otherwise noted, exist as a racemic mixture. Those molecules with two or more chiral centers, unless otherwise noted, exist as a racemic mixture of diastereomers. Single enantiomers/diastereomers may be obtained by methods known to those skilled in the art.

EXAMPLES

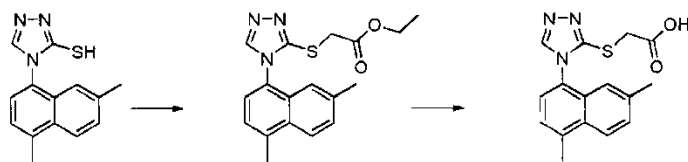
I Chemical Syntheses

Example 1: 2-(4-(2,4-Dimethyl-5,6,7,8-tetrahydronaphthalen-1-yl)-5-(trifluoromethyl)-4H-1,2,4-triazol-3-ylthio)acetic acid



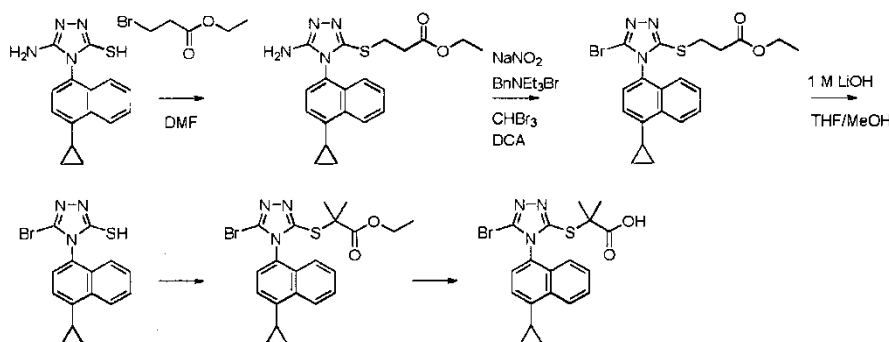
Step A: Ethyl 2-bromoacetate (68 μ L, 0.611 mmol) and potassium carbonate (0.17g, 1.22 mmol) were added to a solution of 4-(2,4-Dimethyl-5,6,7,8-tetrahydronaphthalen-1-yl)-5-(trifluoromethyl)-4H-1,2,4-triazole-3-thiol (0.2 g, 0.611 mmol) in THF (2.44mL). The resulting mixture was heated at 60°C for 18 hours. The mixture was concentrated, ethyl 2-bromoacetate (68 μ L, 0.611 mmol) and DMF (1.2mL) added, and the mixture heated at 60°C for 24 hours. Water (40mL) was added and the mixture extracted with ethyl acetate (2x40 mL). The combined organic extracts were washed with brine, dried over sodium sulfate, filtered, concentrated and purified by SGC (0-50% ethyl acetate/Hexanes) to afford ethyl 2-(4-(2,4-dimethyl-5,6,7,8-tetrahydronaphthalen-1-yl)-5-(trifluoromethyl)-4H-1,2,4-triazol-3-ylthio)acetate as a clear oil (0.137g, 54%).

Step B: Lithium hydroxide solution (1M aqueous, 0.436mL, 0.436 mmol) was added to a solution of ethyl 2-(4-(2,4-dimethyl-5,6,7,8-tetrahydronaphthalen-1-yl)-5-(trifluoromethyl)-4H-1,2,4-triazol-3-ylthio)acetate (0.09g, 0.218 mmol) in THF/methanol/water (3/3/1, 1.5 mL) and stirred for 18h at room temperature. The crude reaction mixture was concentrated, acidified with HCl (1M aqueous, 4mL), and extracted with ethyl acetate (2x3 mL). The combined organics extracts were concentrated to afford 2-(4-(2,4-dimethyl-5,6,7,8-tetrahydronaphthalen-1-yl)-5-(trifluoromethyl)-4H-1,2,4-triazol-3-ylthio)acetic acid as an off-white foam (0.082 g, 98%).

Example 2: 2-(4-(4,7-Dimethylnaphthalen-1-yl)-4H-1,2,4-triazol-3-ylthio)acetic acid

Step A: Ethyl 2-bromoacetate (87 μ L, 0.783 mmol) and Potassium carbonate (0.216g, 1.57mmol) were added to a solution of 4-(4,7-Dimethylnaphthalen-1-yl)-4H-1,2,4-triazole-3-thiol (0.2 g, 0.783 mmol) in THF (3.1mL). The resulting mixture was then heated to 60°C for 1 hour. Additional DMF (1 mL) was added and the mixture heated at 60°C for 18 hours. Water (3mL) was added and the mixture extracted with ethyl acetate (3x3 mL). The combined organic extracts were dried over sodium sulfate, filtered, concentrated and Purified by SGC (0-100% EtOAc/Hexanes) to afford ethyl 2-(4-(4,7-dimethylnaphthalen-1-yl)-4H-1,2,4-triazol-3-ylthio)acetate as a clear oil (0.231g, 86%).

Step B: Lithium hydroxide solution (1M aqueous, 0.88mL, 0.488 mmol) was added to a solution of 4 ethyl 2-(4-(4,7-dimethylnaphthalen-1-yl)-4H-1,2,4-triazol-3-ylthio)acetate (0.15 g, 0.44 mmol) in THF/ethanol/water (1:1:1, 7mL) and the mixture stirred for 2h at room temperature. The crude reaction mixture was then concentrated, acidified with HCl (1M, 3mL) and extracted with ethyl acetate (3x5mL). The combined organics extracts were concentrated to afford 2-(4-(4,7-dimethylnaphthalen-1-yl)-4H-1,2,4-triazol-3-ylthio)acetic acid as an off-white solid (0.129 g, 94%).

Example 3: 2-(5-Bromo-4-(4-cyclopropylnaphthalen-1-yl)-4H-1,2,4-triazol-3-ylthio)-2-methylpropanoic acid

Step A: 3-Bromo-propionic acid ethyl ester (158 μ L, 224 mg; 1.239 mmol) was added to a solution of 5-Amino-4-(4-cyclopropylnaphthalen-1-yl)-4H-[1,2,4]triazole-3-thiol (0.35 g, 1.239 mmol) in DMF (2.5mL). The resulting mixture was heated to 60°C for 20 hours. The reaction mixture was concentrated and sonicated with ethyl ether several times, decanting the ethyl ether layer. The resulting light yellow oil was placed on high vacuum to afford crude ethyl 3-(5-amino-4-(4-cyclopropylnaphthalen-1-yl)-4H-1,2,4-triazol-3-ylthio)propanoate as a light brown oily foam which was used directly in the next step (0.409 g, 87%).

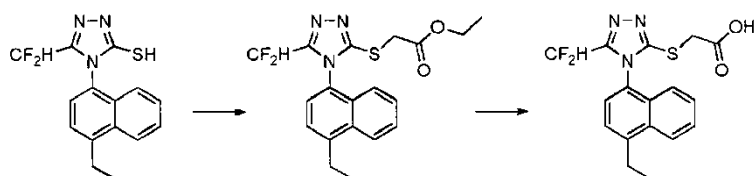
Step B: 3-(5-Amino-4-(4-cyclopropylnaphthalen-1-yl)-4H-1,2,4-triazol-3-ylthio)propanoate, (200 mg 0.523 mmol), sodium nitrite (361 mg, 5.233 mmol, 10 eq.) and benzyltriethylammonium bromide (427 mg, 1.570 mmol, 3 eq.) were suspended in bromoform (3 mL) and stirred at room temperature for ~30 min. Dichloroacetic acid was then added (86 μ L, 135 mg; 1.047 mmol, 2 eq.), and the mixture stirred at room temperature overnight, covering the flask with foil to keep light out. Water was added (5mL) and stirring continued for a further 30 min. The reaction mixture was then transferred to a sep. funnel and additional water and dichloromethane were added. The organic layer was collected and the aqueous layer washed with dichloromethane (2x). The combined organic extracts were dried over sodium sulfate, filtered, concentrated and purified by flash column chromatography (6:4 Hexanes/Ethyl acetate) to give ethyl 3-(5-bromo-4-(4-cyclopropylnaphthalen-1-yl)-4H-1,2,4-triazol-3-ylthio)propanoate as a light brown oil (111 mg, 47.6%).

Step C: Aqueous lithium hydroxide solution (1M, 437 μ L, 0.437 mmol, 3 eq.) was added to a solution of ethyl 3-(5-bromo-4-(4-cyclopropylnaphthalen-1-yl)-4H-1,2,4-triazol-3-ylthio)propanoate (65 mg, 0.146 mmol) in THF (1.5L) and methanol (1mL). The mixture was stirred at room temperature for ~2 hours, and HCl (1N, 584 μ L, 0.584 mmol, 4 eq.) added. The mixture was concentrated, a little water added, sonicated and the off-white solids isolated by filtration. The isolated material was placed into small amount of methanol, sonicated again, and then filtered to give 5-bromo-4-(4-cyclopropylnaphthalen-1-yl)-4H-1,2,4-triazole-3-thiol as an off-white solid (39 mg, 78%).

Step D: A solution of 5-bromo-4-(4-cyclopropylnaphthalen-1-yl)-4H-1,2,4-triazole-3-thiol (50 mg, 0.144 mmol), ethyl 2-bromo-2-methylpropanoate (22 μ L, 0.144 mmol) and diisopropylethylamine (76 μ L, 0.433 mmol) in DMF (1 mL) was heated to 60°C for 20 hours. The mixture was then concentrated, sonicated in ethyl ether until fully dissolved, and washed with 1N HCl. The mixture was extracted with diethyl ether (2x5 mL), and the combined organic extracts dried over sodium sulfate, filtered, and concentrated to provide ethyl 2-(5-bromo-4-(4-cyclopropylnaphthalen-1-yl)-4H-1,2,4-triazol-3-ylthio)-2-methylpropanoate as a brown oil (60 mg, 91%).

Step E: Lithium hydroxide solution (1M aqueous, 358 μ L, 0.358 mmol, 3eq) was added to a solution of ethyl 2-(5-bromo-4-(4-cyclopropylnaphthalen-1-yl)-4H-1,2,4-triazol-3-ylthio)-2-methylpropanoate (55 mg, 0.119 mmol) in THF (1mL) and methanol (0.5mL), and the mixture stirred for 2hours at room temperature. The crude reaction mixture was then concentrated, acidified with HCl (1N) and sonicated to break up solids. Filtration gave 2-(5-bromo-4-(4-cyclopropylnaphthalen-1-yl)-4H-1,2,4-triazol-3-ylthio)-2-methylpropanoic acid as an off-white solid (39 mg, 76%).

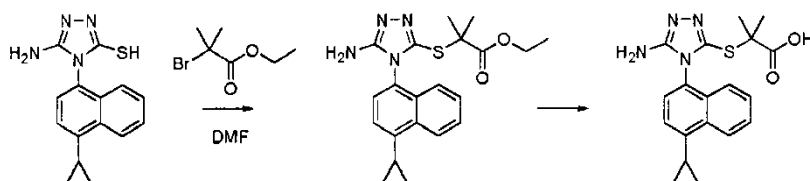
Example 4: 2-(5-(difluoromethyl)-4-(4-ethylnaphthalen-1-yl)-4H-1,2,4-triazol-3-ylthio)acetic acid



Step A: Triethylamine (0.11 mL, 0.786 mmol) and ethyl 2-bromoacetate (80 μ L, 0.72 mmol) were added to a stirred solution of 5-(difluoromethyl)-4-(4-ethylnaphthalen-1-yl)-4H-1,2,4-triazole-3-thiol (0.2 g, 0.655 mmol) in dichloromethane (2.6 mL). The resulting mixture was stirred for 2h. The crude reaction mixture was purified by SGC (0-50% EtOAc/Hexanes) to afford ethyl 2-(5-(difluoromethyl)-4-(4-ethylnaphthalen-1-yl)-4H-1,2,4-triazol-3-ylthio)acetate as an off-white solid (0.246g, 96%).

Step B: Lithium hydroxide solution (1M aqueous, 0.77mL, 0.77mmol) was added to a solution of ethyl 2-(5-(difluoromethyl)-4-(4-ethylnaphthalen-1-yl)-4H-1,2,4-triazol-3-ylthio)acetate (0.15 g, 0.38 mmol) in THF/water (3:1, 1.5 mL) and the mixture stirred for 8h at room temperature. The crude reaction mixture was then concentrated and acidified with HCl (1N, 3mL) and extracted with ethyl acetate (3x2 mL). The combined organic extracts were concentrated to afford 2-(5-(difluoromethyl)-4-(4-ethylnaphthalen-1-yl)-4H-1,2,4-triazol-3-ylthio)acetic acid as an off-white foam (0.136 g, 99%).

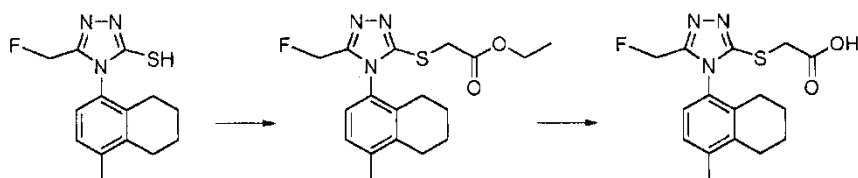
Example 5: 2-(5-amino-4-(4-cyclopropylnaphthalen-1-yl)-4H-1,2,4-triazol-3-ylthio)-2-methylpropanoic acid



Step A: Ethyl 2-bromo-2-methylpropanoate (184 μ L, 1.239 mmol) was added to a solution of 5-amino-4-(4-cyclopropylnaphthalen-1-yl)-4H-1,2,4-triazole-3-thiol (0.35 g, 1.239 mmol) in DMF (2.5mL) and heated at 60°C for 20 hours after which time a few crystals of potassium iodide were added and the mixture heated at 70°C for a further 24h. The temperature was then increased to 90°C and the mixture heated for an additional 6 days. The mixture was allowed to cool to room temperature, concentrated and dissolved in dichloromethane. Triethylamine and water were added and the layers separated. The aqueous layer was extracted with dichloromethane (2x) and the combined organic extracts dried over NaSO₄, filtered, concentrated and purified by column chromatography (ethyl acetate) to afford ethyl 2-(5-amino-4-(4-cyclopropylnaphthalen-1-yl)-4H-1,2,4-triazol-3-ylthio)-2-methylpropanoate as a tan solid (0.134 g, 27%).

Step B: Lithium hydroxide solution (1M aqueous, 0.757mL, 0.757mmol) was added to a solution of ethyl 2-(5-amino-4-(4-cyclopropylnaphthalen-1-yl)-4H-1,2,4-triazol-3-ylthio)-2-methylpropanoate (100 mg, 0.252 mmol) in THF (2mL) and methanol (1mL) and the mixture stirred at room temperature for 20h. The crude reaction mixture was acidified with HCl (1N, 1mL) and sonicated to break up the solids, which were then isolated by filtration to give 2-(5-amino-4-(4-cyclopropylnaphthalen-1-yl)-4H-1,2,4-triazol-3-ylthio)-2-methylpropanoic acid as a white solid (69 mg, 74%).

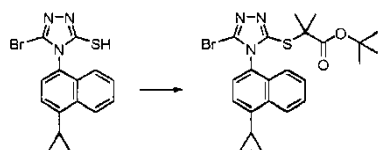
Example 6: 2-(5-(fluoromethyl)-4-(4-methyl-5,6,7,8-tetrahydronaphthalen-1-yl)-4H-1,2,4-triazol-3-ylthio)acetic acid



Step A: Triethylamine (0.087mL, 0.623 mmol) and ethyl 2-bromoacetate (63 μ L, 0.571mmol) were added to a solution of 5-(fluoromethyl)-4-(4-methyl-5,6,7,8-tetrahydronaphthalen-1-yl)-4H-1,2,4-triazole-3-thiol (0.144 g, 0.519 mmol) in dichloromethane (2.1 mL) and stirred at room temperature for 2 hours. The crude reaction mixture was purified by SGC (0-100% EtOAc/Hexanes) to afford ethyl 2-(5-(fluoromethyl)-4-(4-methyl-5,6,7,8-tetrahydronaphthalen-1-yl)-4H-1,2,4-triazol-3-ylthio)acetate as an off-white solid (0.168g, 89%).

Step B: Lithium hydroxide solution (1M aqueous, 0.59 mL, 0.59 mmol) is added to a solution of ethyl 2-(5-(fluoromethyl)-4-(4-methyl-5,6,7,8-tetrahydronaphthalen-1-yl)-4H-1,2,4-triazol-3-ylthio)acetate (107 mg, 0.294 mmol) in THF/water (3/1, 1.2L) and the mixture stirred at room temperature for 18h. The crude reaction mixture is concentrated, acidified with HCl (1N, 3mL) and extracted with ethyl acetate (3x3 mL). The combined organic extracts are dried over sodium sulfate, filtered and concentrated to afford 2-(5-(fluoromethyl)-4-(4-methyl-5,6,7,8-tetrahydronaphthalen-1-yl)-4H-1,2,4-triazol-3-ylthio)acetic acid.

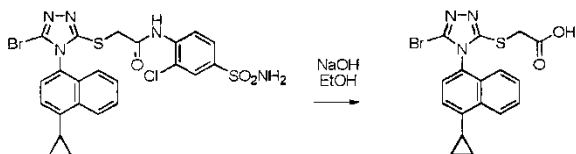
Example 7: tert-Butyl 2-(5-bromo-4-(4-cyclopropylnaphthalen-1-yl)-4H-1,2,4-triazol-3-ylthio)-2-methylpropanoate



A solution of 5-bromo-4-(4-cyclopropylnaphthalen-1-yl)-4H-1,2,4-triazole-3-thiol (prepared as described above; 500 mg, 1.444 mmol) and tert-butyl 2-bromo-2-methylpropanoate (270 μ L, 1.444 mmol) and diisopropylethylamine (755 μ L, 4.332 mmol) in DMF (3 mL) was heated

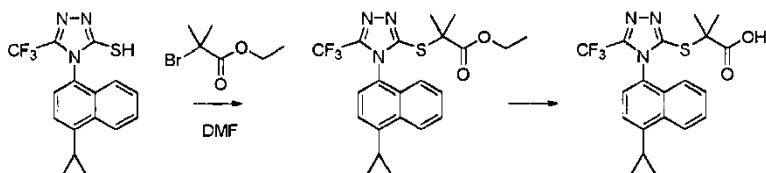
at 60°C for 20 hours. The mixture was then concentrated, diethyl ether (15 mL) was added and the mixture was sonicated until all solids dissolved. The solution was then washed with HCl with (1N, 10 mL) and extracted with diethyl ether (2x15 mL). The combined organic extracts were dried over sodium sulfate, filtered, and concentrated to afford tert-butyl 2-(5-bromo-4-(4-cyclopropylnaphthalen-1-yl)-4H-1,2,4-triazol-3-ylthio)-2-methylpropanoate as a light brown foam (532 mg, 75% yield).

Example 8: 2-(5-bromo-4-(4-cyclopropylnaphthalen-1-yl)-4H-1,2,4-triazol-3-ylthio)acetic acid



Sodium hydroxide solution (2M aqueous, 33.7mL, 67mmol, 2eq) was added to a suspension of 2-(5-bromo-4-(4-cyclopropylnaphthalen-1-yl)-4H-1,2,4-triazol-3-ylthio)-N-(2-chloro-4-sulfamoylphenyl)acetamide (prepared by previously published procedures; 20g, 34mmol) in ethanol (200mL) and the mixture heated at reflux for 4 hours. Charcoal (10g) was added, the mixture stirred at room temperature for 12 hours and the charcoal removed by filtration. The charcoal was washed several times with ethanol and the filtrate then concentrated. Water (200mL) was added and then concentrated to approx. one third volume, to remove all ethanol. Water (200mL) and ethyl acetate (250mL) were added, the mixture stirred vigorously for 15 mins and the organic layer removed. The aqueous layer was cooled to 0°C and acidified by treatment with HCl (1N) resulting in the formation of a cloudy oily precipitate. The mixture was extracted with ethyl acetate (3x) and the combined organic extracts dried over sodium sulfate and concentrated to give 2-(5-bromo-4-(4-cyclopropylnaphthalen-1-yl)-4H-1,2,4-triazol-3-ylthio)acetic acid as an off white solid (11.2g, 82%).

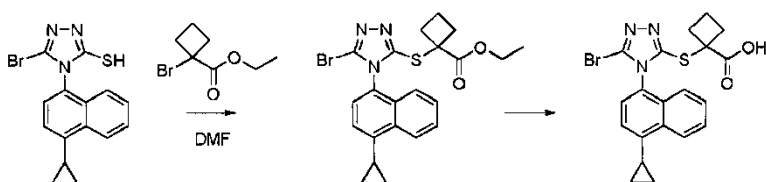
Example 9: 2-(4-(4-Cyclopropylnaphthalen-1-yl)-5-(trifluoromethyl)-4H-1,2,4-triazol-3-ylthio)-2-methylpropanoic acid



Step A: Ethyl 2-bromo-2-methylpropanoate (89µL, 0.596 mmol) and diisopropylethylamine (0.31 mL, 1.789 mmol) were added to a solution of 4-(4-cyclopropylnaphthalen-1-yl)-5-(trifluoromethyl)-4H-1,2,4-triazole-3-thiol (0.2g, 0.596 mmol) in DMF (1.2 mL) and the mixture heated at 60°C for 20 hours. The mixture was concentrated, acidified with HCl (1M aqueous, 2 mL) and extracted with ethyl acetate (3x3 mL). The combined organic extracts were dried over sodium sulfate, concentrated and purified by column chromatography (0-25% EtOAc/hexanes) to provide ethyl 2-(4-(4-cyclopropylnaphthalen-1-yl)-5-(trifluoromethyl)-4H-1,2,4-triazol-3-ylthio)-2-methylpropanoate as a clear oil (0.1 g, 37%).

Step B: Lithium hydroxide solution (1M aqueous, 0.67 mL, 0.67 mmol) was added to a solution of ethyl 2-(4-(4-cyclopropylnaphthalen-1-yl)-5-(trifluoromethyl)-4H-1,2,4-triazol-3-ylthio)-2-methylpropanoate (0.1g, 0.22 mmol) in THF (0.88 mL) and the mixture stirred at room temperature for 18h. The crude reaction mixture was concentrated; water (100 mL) added and then washed with ethyl acetate (2x 40 mL). The aqueous layer was acidified with HCl (1N aqueous, 10 mL) and extracted with ethyl acetate (30 mL). The combined organic extracts were dried over sodium sulfate and concentrated to afford 2-(4-(4-cyclopropylnaphthalen-1-yl)-5-(trifluoromethyl)-4H-1,2,4-triazol-3-ylthio)-2-methylpropanoic acid as an off-white solid (49 mg, 53%).

Example 10: 1-(5-Bromo-4-(4-cyclopropylnaphthalen-1-yl)-4H-1,2,4-triazol-3-ylthio)cyclobutanecarboxylic acid



Step A: A solution of 5-bromo-4-(4-cyclopropylnaphthalen-1-yl)-4H-1,2,4-triazole-3-thiol (100 mg, 0.289 mmol), ethyl 1-bromocyclobutanecarboxylate (47 µL, 0.289 mmol) and diisopropylethylamine (151 µL, 0.866 mmol) in DMF (1 mL) was heated at 60°C for 4 days. After cooling to room temperature, the mixture was concentrated and partitioned between dichloromethane (15 mL) and HCl (1N aqueous, 15 mL). The aqueous layer was extracted with dichloromethane (2x 15 mL) and the combined organic extracts dried over sodium sulfate, concentrated and purified by column chromatography (40% EtOAc/hexanes) to provide ethyl 1-(5-bromo-4-(4-cyclopropylnaphthalen-1-yl)-4H-1,2,4-triazol-3-ylthio)cyclobutanecarboxylate as a light yellow sticky foam (75 mg, 55% yield).

Step B: Lithium hydroxide solution (1M aqueous, 0.387 mL, 0.387 mmol, 3eq) was added to a solution of ethyl 1-(5-bromo-4-(4-cyclopropylnaphthalen-1-yl)-4H-1,2,4-triazol-3-ylthio)cyclobutanecarboxylate (61 mg, 0.129 mmol) in THF/methanol (2/1, 3mL) and the mixture stirred at room temperature for 18h. The mixture was acidified with HCl (1N aqueous, 0.645 mL, 0.645mmol), 5 eq), concentrated, water (10mL) added and extracted with diethyl ether (2x 15 mL). The combined organic extracts were dried over calcium chloride and concentrated to give 1-(5-bromo-4-(4-cyclopropylnaphthalen-1-yl)-4H-1,2,4-triazol-3-ylthio)cyclobutanecarboxylic acid as an off-white solid (43 mg, 75%).

Example 11

Several compounds of formula (I) were prepared according to the protocols described in the previous examples. The analytical data for these

compounds are given in the table below.

II Biological Evaluation

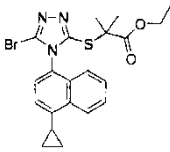
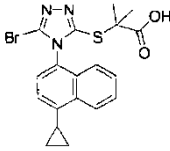
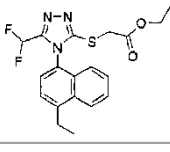
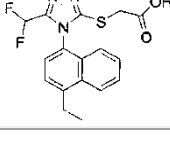
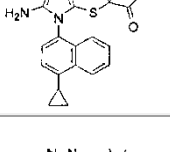
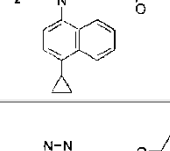
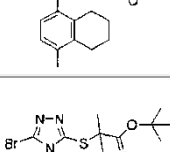
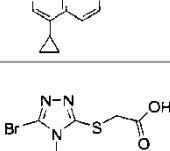
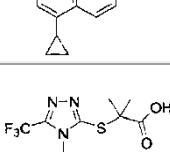
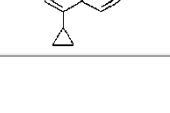
Example 12: Uric Acid Uptake Assay

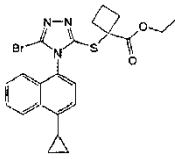
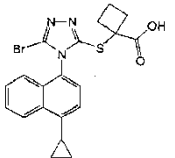
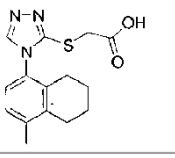
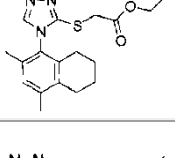
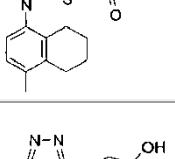
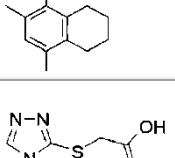
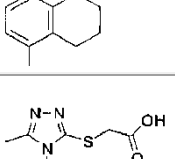
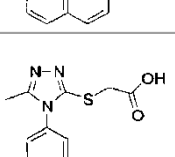
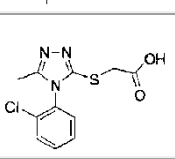

Creation of Stable Cell Lines Expressing hURAT1 Transporter: Full-length human URAT1 gene (SLC22A12) was subcloned from plasmid pCMV6-XL5 (Origene) into eukaryotic expression plasmid pCMV6/Neo (Origene) using Not I restriction sites. Gene sequencing confirmed the sequence of hURAT1 as outlined in Genbank (Accession #NM_144585.2). HEK293 human embryonic kidney cells (ATCC# CRL-1573) were propagated in EMEM tissue culture medium as described by ATCC in an atmosphere of 5% CO₂ and 95% air. Transfections of HEK293 cells with the pCMV6/Neo/URAT1 construct were performed using L2000 transfection reagent (Invitrogen) as described by the manufacturer. After 24h the transfected cells were split into 10 cm tissue culture plates and grown for 1 day after which the medium was replaced with fresh growth medium containing G418 (Gibco) at 0.5 mg/ml final concentration. Drug-resistant colonies were selected after approximately 8 days and then tested for ¹⁴C-uric acid transport activity. The HEK293/urat1 cells are plated on Poly-D-Lysine Coated 96-well Plates at a density of 75,000 cells per well.

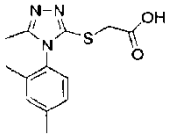
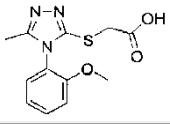
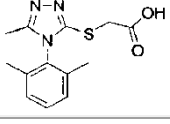
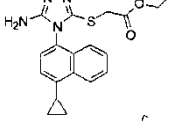
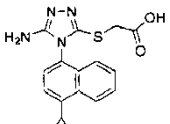
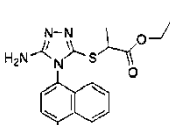
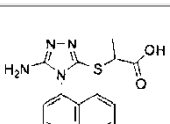
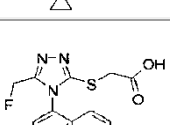
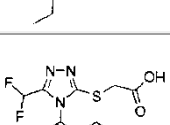
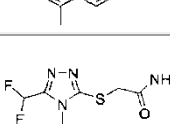
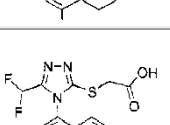
Cells were grown overnight (20-26 hours) at 37°C in an incubator. Plates were allowed to come to room temperature and media was washed out with one wash of 250 µl of Wash Buffer (125mM Na Gluconate, 10 mM Hepes ph 7.3). Compound or vehicle was added in assay buffer with C 14 Uric Acid for a final concentration of 40µM Uric Acid with a specific activity of 54 mCi/mmol. Assay Buffer was 125mM Sodium Gluconate, 4.8mM Potassium Gluconate, 1.2 mM Potassium phosphate, monobasic, 1.2mM magnesium sulfate, 1.3mM Ca Gluconate, 5.6mM Glucose, 25mM HEPES, pH 7.3. Plates were incubated at room temperature for 10 minutes then washed 3 times with 50µl Wash Buffer and 3 times with 250µl Wash Buffer. Microscint 20 Scintillation Fluid was added and plates were incubated overnight at 45°C to equilibrate. Plates were then read on the TopCount Plate Reader and an EC50 value generated. (See Enomoto et al, Nature, 2002, 417, 447-451 and Anzai et al, J. Biol. Chem., 2004, 279, 45942-45950.)

Compounds of formula (I), prepared as described above in examples 1-11, were examined according to the procedure described above and EC₅₀ values generated. The table below summarizes the activity of the compounds in the Uric Acid Uptake Assay, wherein A represents an EC₅₀ from 1 nM to 1µM; B represents an EC₅₀ from 1µM to 30µM; and C represents an EC₅₀ greater than 30µM. (N/A means data not available).

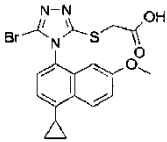
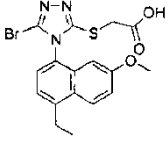
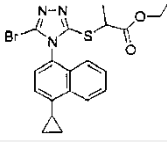
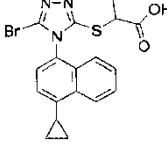
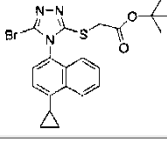
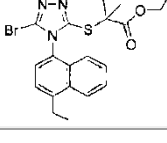
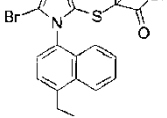
Eg	Structure	NMR Chemical Shifts	MS	Activity (EC ₅₀)
1A		¹ H NMR (400 MHz, CHLOROFORM- <i>d</i>) δ ppm 1.33 (t, <i>J</i> =7.15 Hz, 3 H) 1.64 - 1.93 (m, 4 H) 2.25 (s, 3 H) 2.31 (s, 3 H) 2.52 - 2.68 (m, 3 H) 2.76 - 2.87 (m, 1 H) 4.29 (q, <i>J</i> =7.26 Hz, 2 H) 4.35 - 4.59 (m, 2 H) 7.30 (s, 1 H)	Mass found: 414.05 (M+1)	C
1B		¹ H NMR (400 MHz, DMSO- <i>d</i> ₆) δ ppm 1.51 - 1.65 (m, 1 H) 1.65 - 1.83 (m, 3 H) 2.21 (s, 3 H) 2.24 (s, 3 H) 2.34 - 2.47 (m, 1 H) 2.60 (t, <i>J</i> =5.91 Hz, 2 H) 2.80 - 2.93 (m, 1 H) 4.38 - 4.56 (m, 2 H) 7.07 (s, 1 H) 12.97 (br. s., 1 H)	Mass found: 386.04 (M+1)	B
2A		¹ H NMR (400 MHz, DMSO- <i>d</i> ₆) δ ppm 1.18 (t, 3 H) 2.45 (s, 3 H) 2.75 (s, 3 H) 4.03 - 4.15 (m, 4 H) 6.99 (s, 1 H) 7.45 - 7.53 (m, 2 H) 7.56 (dd, <i>J</i> =8.71, 1.66 Hz, 1 H) 8.11 (d, <i>J</i> =8.50 Hz, 1 H) 8.90 (s, 1 H)	Mass found: 342.04 (M+1)	B
2B		¹ H NMR (400 MHz, DMSO- <i>d</i> ₆) δ ppm 2.45 (s, 3 H) 2.75 (s, 3 H) 4.03 (d, <i>J</i> =3.32 Hz, 2 H) 7.00 (s, 1 H) 7.44 - 7.53 (m, 2 H) 7.56 (dd, <i>J</i> =8.71, 1.66 Hz, 1 H) 8.11 (d, <i>J</i> =8.71 Hz, 1 H) 8.88 (s, 1 H) 12.94 (br. s., 1 H)	Mass found: 314.04 (M+1)	C
3A		¹ H NMR (400 MHz, DMSO- <i>d</i> ₆) δ ppm 0.80 - 0.93 (m, 2 H) 1.11 - 1.22 (m, 5 H) 2.54 - 2.61 (m, 2 H) 2.70 - 2.79 (m, 2 H) 3.14 - 3.23 (m, 2 H) 3.98 - 4.08 (m, 2 H) 7.46 (d, <i>J</i> =7.26 Hz, 1 H) 7.56 (d, <i>J</i> =7.88 Hz, 1 H) 7.69 (td, <i>J</i> =7.62, 1.14 Hz, 1 H) 7.74 - 7.82 (m, 2 H) 8.27 (br. s., 2 H) 8.60 (d, <i>J</i> =8.50 Hz, 1 H)	Mass found: 383.07 (M+1)	B
3B		¹ H NMR (400 MHz, DMSO- <i>d</i> ₆) δ ppm 0.80 - 0.92 (m, 2 H) 1.07 - 1.23 (m, 5 H) 2.54 - 2.62 (m, 1 H) 2.77 (t, <i>J</i> =6.84 Hz, 2 H) 3.28 (td, <i>J</i> =6.89, 2.38 Hz, 2 H) 4.03 (q, <i>J</i> =7.05 Hz, 2 H) 7.15 (d, <i>J</i> =8.09 Hz, 1 H) 7.44 (d, <i>J</i> =7.46 Hz, 1 H) 7.62 - 7.71 (m, 2 H) 7.75 (ddd, <i>J</i> =8.40, 6.95, 1.24 Hz, 1 H) 8.59 (d, 1 H)	Mass found: 445.98 (M+1)	B
3D		¹ H NMR (400 MHz, CHLOROFORM- <i>d</i>) δ ppm 0.88 - 0.94 (m, 2 H) 1.18 - 1.24 (m, 5 H) 1.61 (s, 3 H) 1.66 (s, 3 H) 2.42 - 2.52 (m, 1 H) 4.06 - 4.14 (m, 2 H) 7.15 (d, <i>J</i> =8.29	Mass found:	A

Eg	Structure	NMR Chemical Shifts	MS	Activity (EC ₅₀)
		¹ H, 1 H) 7.28 - 7.35 (m, 1 H) 7.40 (dd, <i>J</i> =7.67, 0.83 Hz, 1 H) 7.59 (ddd, <i>J</i> =8.29, 6.95, 1.14 Hz, 1 H) 7.69 (ddd, <i>J</i> =8.40, 6.95, 1.24 Hz, 1 H) 8.58 (d, <i>J</i> =8.50 Hz, 1 H)	460.04 (M+1)	
3E		¹ H NMR (400 MHz, DMSO- <i>d</i> ₆) δ ppm 0.80 - 1.00 (m, 2 H) 1.13 - 1.23 (m, 2 H) 1.50 (s, 3 H) 1.54 (s, 3 H) 2.55 - 2.65 (m, 1 H) 7.05 (d, <i>J</i> =8.09 Hz, 1 H) 7.45 (d, <i>J</i> =7.67 Hz, 1 H) 7.59 (d, <i>J</i> =7.46 Hz, 1 H) 7.67 (ddd, <i>J</i> =8.34, 7.00, 1.04 Hz, 1 H) 7.76 (ddd, <i>J</i> =8.40, 7.05, 1.14 Hz, 1 H) 8.60 (d, <i>J</i> =8.50 Hz, 1 H) 12.97 - 13.15 (m, 1 H)	Mass found: 432.00 (M+1)	A
4A		¹ H NMR (400 MHz, DMSO- <i>d</i> ₆) δ ppm 1.20 (t, <i>J</i> =7.15 Hz, 3 H) 1.37 - 1.45 (m, 3 H) 3.23 (q, <i>J</i> =7.46 Hz, 2 H) 4.08 - 4.18 (m, 4 H) 7.06 - 7.36 (m, 2 H) 7.60 - 7.76 (m, 4 H) 8.30 (d, 1 H)	Mass found: 392.05 (M+1)	C
4B		¹ H NMR (400 MHz, DMSO- <i>d</i> ₆) δ ppm 1.41 (t, <i>J</i> =7.57 Hz, 3 H) 3.23 (q, <i>J</i> =7.60 Hz, 2 H) 4.09 (s, 2 H) 7.07 - 7.36 (m, 2 H) 7.53 - 7.80 (m, 4 H) 8.29 (d, <i>J</i> =8.29 Hz, 1 H) 13.03 (br. s., 1 H)	Mass found: 364.04 (M+1)	B
5A		¹ H NMR (400 MHz, CHLOROFORM- <i>d</i>) δ ppm 0.82 - 0.96 (m, 2 H) 1.10 (t, <i>J</i> =7.15 Hz, 3 H) 1.21 (dq, <i>J</i> =8.47, 1.67 Hz, 2 H) 1.50 (s, 3 H) 1.53 (s, 3 H) 2.41 - 2.50 (m, 1 H) 3.90 (q, <i>J</i> =7.26 Hz, 2 H) 4.30 (s, 2 H) 7.31 - 7.44 (m, 3 H) 7.60 (ddd, <i>J</i> =8.34, 7.00, 1.24 Hz, 1 H) 7.69 (ddd, <i>J</i> =8.40, 6.95, 1.24 Hz, 1 H) 8.57 (d, <i>J</i> =8.29 Hz, 1 H)	Mass found: 397.11 (M+1)	C
5B		¹ H NMR (400 MHz, DMSO- <i>d</i> ₆) δ ppm 0.76 - 0.96 (m, 2 H) 1.12 - 1.21 (m, 2 H) 1.33 (s, 3 H) 1.38 (s, 3 H) 2.56 - 2.60 (m, 1 H) 5.84 (s, 2 H) 7.04 (d, <i>J</i> =8.29 Hz, 1 H) 7.35 - 7.45 (m, 2 H) 7.58 - 7.65 (m, 1 H) 7.67 - 7.74 (m, 1 H) 8.56 (d, <i>J</i> =8.29 Hz, 1 H) 12.80 (br. s., 1 H)	Mass found: 369.10 (M+1)	C
6A		¹ H NMR (400 MHz, DMSO- <i>d</i> ₆) δ ppm 1.20 (t, 3 H) 1.59 - 1.71 (m, 2 H) 1.72 - 1.84 (m, 2 H) 2.08 - 2.19 (m, 1 H) 2.24 - 2.36 (m, 4 H) 2.65 - 2.72 (m, 2 H) 4.08 - 4.21 (m, 4 H) 5.23 (d, <i>J</i> =1.45 Hz, 1 H) 5.35 (d, <i>J</i> =1.24 Hz, 1 H) 7.11 (d, <i>J</i> =7.88 Hz, 1 H) 7.25 (d, <i>J</i> =7.88 Hz, 1 H)	Mass found: 364.11 (M+1)	B
7		¹ H NMR (400 MHz, CHLOROFORM- <i>d</i>) δ ppm 0.88 - 0.94 (m, 2 H) 1.17 - 1.24 (m, 2 H) 1.44 (s, 9 H) 1.61 (s, 3 H) 1.65 (s, 3 H) 2.42 - 2.51 (m, 1 H) 7.17 (d, <i>J</i> =7.88 Hz, 1 H) 7.28 - 7.42 (m, 2 H) 7.58 (ddd, <i>J</i> =8.29, 6.95, 1.14 Hz, 1 H) 7.68 (ddd, <i>J</i> =8.40, 6.95, 1.24 Hz, 1 H) 8.57 (d, <i>J</i> =8.29 Hz, 1 H)	Mass found: 488.05 (M+1)	C
8		¹ H NMR (400 MHz, DMSO- <i>d</i> ₆) δ ppm 0.84 - 0.91 (m, 2 H) 1.12 - 1.19 (m, 2 H) 2.54 - 2.61 (m, 1 H) 3.99 (d, <i>J</i> =1.45 Hz, 2 H) 7.16 (d, <i>J</i> =7.88 Hz, 1 H) 7.44 (d, <i>J</i> =7.46 Hz, 1 H) 7.59 - 7.70 (m, 2 H) 7.75 (td, <i>J</i> =7.62, 1.14 Hz, 1 H) 8.59 (d, <i>J</i> =8.50 Hz, 1 H) 12.94 (br. s., 1 H)	Mass found: 404.5 (M+1)	B
9A		¹ H NMR (400 MHz, DMSO- <i>d</i> ₆) δ ppm 0.88 - 0.93 (m, 2 H) 1.15 - 1.21 (m, 2 H) 1.60 (s, 3 H) 1.62 (s, 3 H) 2.55 - 2.64 (m, 1 H) 7.09 (d, <i>J</i> =8.09 Hz, 1 H) 7.44 (d, <i>J</i> =7.05 Hz, 1 H) 7.63 - 7.73 (m, 2 H) 7.73 - 7.79 (m, 1 H) 8.60 (d, <i>J</i> =8.29 Hz, 1 H) 13.17 (br. s., 1 H)	Mass found: 422.10 (M+1)	A
10A		¹ H NMR (400 MHz, CHLOROFORM- <i>d</i>) δ ppm 0.88 - 0.95 (m, 2 H) 1.18 - 1.27 (m, 5 H) 1.95 - 2.20 (m, 2 H) 2.25 - 2.42 (m, 2 H) 2.43 - 2.52 (m, 1 H) 2.75 - 2.87 (m, 2 H)	Mass found:	N/A

Eg	Structure	NMR Chemical Shifts	MS	Activity (EC ₅₀)
		¹ H NMR (400 MHz, MeOD) δ ppm 4.11 - 4.18 (m, 2 H) 7.21 (d, <i>J</i> =8.09 Hz, 1 H) 7.33 - 7.38 (m, 1 H) 7.38 - 7.43 (m, 1 H) 7.61 (ddd, <i>J</i> =8.29, 6.95, 1.14 Hz, 1 H) 7.70 (ddd, <i>J</i> =8.40, 7.05, 1.14 Hz, 1 H) 8.58 (d, <i>J</i> =8.29 Hz, 1 H)	472.03 (M+1)	
10B		¹ H NMR (400 MHz, MeOD) δ ppm 0.86 - 0.94 (m, 2 H) 1.17 - 1.27 (m, 5 H) 1.92 - 2.04 (m, 1 H) 2.05 - 2.15 (m, 1 H) 2.15 - 2.26 (m, 1 H) 2.31 - 2.42 (m, 1 H) 2.55 (tt, <i>J</i> =8.37, 5.42 Hz, 1 H) 2.69 - 2.81 (m, 2 H) 3.64 (q, <i>J</i> =7.05 Hz, 2 H) 7.14 (d, <i>J</i> =8.09 Hz, 1 H) 7.45 - 7.52 (m, 2 H) 7.64 (ddd, <i>J</i> =8.34, 7.00, 1.24 Hz, 1 H) 7.73 (ddd, <i>J</i> =8.40, 6.95, 1.24 Hz, 1 H) 8.65 (d, <i>J</i> =8.50 Hz, 1 H)	Mass found: 444.02 (M+1)	N/A
23		¹ H NMR (400 MHz, DMSO- <i>d</i> ₆) δ ppm 1.55 - 1.86 (m, 4 H) 2.28 (s, 3 H) 2.67 (t, <i>J</i> =6.32 Hz, 2 H) 4.01 (d, <i>J</i> =5.80 Hz, 2 H) 7.07 (d, <i>J</i> =7.88 Hz, 1 H) 7.20 (d, <i>J</i> =8.09 Hz, 1 H) 8.70 (s, 1 H) 12.92 (br. s., 1 H)	Mass found: 305.05 (M+1)	B
25		¹ H NMR (400 MHz, DMSO- <i>d</i> ₆) δ ppm 1.19 (t, <i>J</i> =7.05 Hz, 3 H) 1.53 - 1.80 (m, 4 H) 1.89 (s, 3 H) 2.11 - 2.21 (m, 2 H) 2.24 (s, 3 H) 2.59 - 2.65 (m, 2 H) 4.06 - 4.19 (m, 4 H) 7.11 (s, 1 H) 8.65 (s, 1 H)	Mass found: 346.09 (M+1)	B
26		¹ H NMR (400 MHz, DMSO- <i>d</i> ₆) δ ppm 1.19 (t, <i>J</i> =7.15 Hz, 3 H) 1.66 (br. s., 2 H) 1.72 - 1.86 (m, 2 H) 2.28 (s, 3 H) 2.67 (t, <i>J</i> =6.22 Hz, 2 H) 3.99 - 4.18 (m, 4 H) 7.07 (d, <i>J</i> =7.88 Hz, 1 H) 7.20 (d, <i>J</i> =7.88 Hz, 1 H) 8.70 (s, 1 H)	Mass found: 332.12 (M+1)	B
27		¹ H NMR (400 MHz, DMSO- <i>d</i> ₆) δ ppm 1.59 - 1.78 (m, 4 H) 1.89 (s, 3 H) 2.17 (t, <i>J</i> =6.12 Hz, 2 H) 2.24 (s, 3 H) 2.58 - 2.65 (m, 2 H) 4.06 (s, 2 H) 7.11 (s, 1 H) 8.64 (s, 1 H) 12.92 (br. s., 1 H)	Mass found: 318.08 (M+1)	C
28		¹ H NMR (400 MHz, DMSO- <i>d</i> ₆) δ ppm 1.59 - 1.82 (m, 4 H) 2.22 - 2.30 (m, 5 H) 2.67 (t, <i>J</i> =6.32 Hz, 2 H) 4.01 (d, <i>J</i> =5.80 Hz, 2 H) 7.07 (d, <i>J</i> =7.88 Hz, 1 H) 7.20 (d, <i>J</i> =8.09 Hz, 1 H) 8.70 (s, 1 H) 12.92 (br. s., 1 H)	Mass found: 304.05 (M+1)	C
31		¹ H NMR (300 MHz, DMSO- <i>d</i> ₆) δ ppm 2.02 (s, 3 H) 3.52 (m, 2 H) 7.60-7.92 (m, 3 H) 8.22 (d, 1 H) 8.56 (d, 1 H) 8.84 (d, 1 H)	Mass found: 301.10 (M+1)	C
32		¹ H NMR (400 MHz, DMSO- <i>d</i> ₆) δ ppm 1.92 (br. s., 2 H) 2.18 (s, 3 H) 2.25 - 2.37 (m, 6 H) 7.15 (d, <i>J</i> =7.26 Hz, 1 H) 7.22 (br. s., 1 H) 7.35 (d, <i>J</i> =6.84 Hz, 1 H)	Mass found: 278.07 (M+1)	c
33		¹ H NMR (400 MHz, DMSO- <i>d</i> ₆) δ ppm 1.92 (s, 2 H) 2.15 (s, 3 H) 7.58 - 7.72 (m, 3 H) 7.78 - 7.84 (m, 1 H)	Mass found: 284.00 (M+1)	C
36		¹ H NMR (400 MHz, DMSO- <i>d</i> ₆) δ ppm 1.94 (br. s., 3 H) 2.07 (s, 3 H) 2.38 (s, 3 H) 7.14 - 7.24 (m, 2 H) 7.30 (s, 1 H)	Mass found: 278.07	C

Eg	Structure	NMR Chemical Shifts	MS	Activity (EC ₅₀)
			(M+1)	
37		¹ H NMR (400 MHz, DMSO- <i>d</i> ₆) δ ppm 2.07 (s, 3 H) 3.57 (d, <i>J</i> =3.11 Hz, 2 H) 3.80 (s, 3 H) 7.13 (td, <i>J</i> =7.62, 1.14 Hz, 1 H) 7.30 (d, <i>J</i> =8.29 Hz, 1 H) 7.35 (dd, <i>J</i> =7.67, 1.66 Hz, 1 H) 7.54 - 7.60 (m, 1 H)	Mass found: 280.02 (M+1)	C
38		¹ H NMR (400 MHz, DMSO- <i>d</i> ₆) δ ppm 1.93 (s, 6 H) 2.05 (s, 3 H) 3.70 (br. s., 2 H) 7.28 - 7.34 (m, 2 H) 7.36 - 7.42 (m, 1 H)	Mass found: 278.07 (M+1)	C
46		¹ H NMR (400 MHz, DMSO- <i>d</i> ₆) δ ppm 0.79 - 0.95 (m, 2 H) 1.12 - 1.24 (m, 5 H) 2.54 - 2.64 (m, 1 H) 4.01 (d, <i>J</i> =1.45 Hz, 2 H) 4.07 - 4.17 (m, 2 H) 7.48 (d, <i>J</i> =7.67 Hz, 1 H) 7.53 (d, <i>J</i> =7.88 Hz, 1 H) 7.72 (td, <i>J</i> =7.62, 1.14 Hz, 1 H) 7.76 - 7.83 (m, 2 H) 8.34 (br. s., 2 H) 8.62 (d, <i>J</i> =8.29 Hz, 1 H)	Mass found: 369.10 (M+1)	C
47		¹ H NMR (400 MHz, DMSO- <i>d</i> ₆) δ ppm 0.78 - 0.92 (m, 2 H) 1.16 (dd, <i>J</i> =8.50, 2.07 Hz, 2 H) 2.54 - 2.59 (m, 1 H) 3.71 (s, 2 H) 5.75 (s, 2 H) 7.23 (d, <i>J</i> =8.09 Hz, 1 H) 7.38 - 7.44 (m, 1 H) 7.46 - 7.52 (m, 1 H) 7.60 - 7.67 (m, 1 H) 7.72 (ddd, <i>J</i> =8.40, 6.95, 1.24 Hz, 1 H) 8.56 (d, <i>J</i> =8.50 Hz, 1 H)	Mass found: 341.03 (M+1)	B
48		¹ H NMR (400 MHz, DMSO- <i>d</i> ₆) δ ppm 0.80 - 0.96 (m, 2 H) 1.08 - 1.24 (m, 5 H) 1.39 - 1.49 (m, 3 H) 2.56 - 2.64 (m, 1 H) 4.00 - 4.13 (m, 2 H) 4.22 (dq, <i>J</i> =16.3 5, 7.20 Hz, 1 H) 7.44 - 7.56 (m, 2 H) 7.66 - 7.82 (m, 3 H) 8.26 (br. s., 2 H) 8.62 (d, <i>J</i> =8.50 Hz, 1 H)	Mass found: 383.07 (M+1)	B
49		¹ H NMR (400 MHz, DMSO- <i>d</i> ₆) δ ppm 0.80 - 0.93 (m, 2 H) 1.14 - 1.22 (m, 2 H) 1.35 (t, <i>J</i> =7.46 Hz, 3 H) 2.55 - 2.62 (m, 1 H) 3.83 - 3.99 (m, 1 H) 6.39 (br. s., 2 H) 7.25 (t, <i>J</i> =7.57 Hz, 1 H) 7.43 (d, <i>J</i> =7.67 Hz, 1 H) 7.55 (dd, <i>J</i> =7.67, 2.28 Hz, 1 H) 7.61 - 7.68 (m, 1 H) 7.70 - 7.77 (m, 1 H) 8.58 (d, <i>J</i> =8.50 Hz, 1 H)	Mass found: 355.07 (M+1)	B
51		¹ H NMR (300 MHz, CHLOROFORM- <i>d</i>) δ ppm 1.23 (t, 3 H) 3.20 (q, 2 H) 4.03 (m, 2 H) 5.01-5.43 (m, 2 H) 7.07-7.65 (m, 4 H) 8.02-8.22 (m, 2 H)	Mass found: 346.0 (M+1)	B
53		¹ H NMR (300 MHz, DMSO- <i>d</i> ₆) δ ppm 2.75 (s, 3 H) 4.02 (s, 2 H) 6.95 - 7.38 (m, 1 H) 7.50 - 8.21 (m, 5 H)	Mass found: 350.0 (M+1)	B
54		¹ H NMR (300 MHz, DMSO- <i>d</i> ₆) δ ppm 1.50 - 1.82 (m, 4 H) 2.18 - 2.35 (m, 4 H) 2.64 (s, 3 H) 7.02 - 7.71 (m, 4 H)	Mass found: 353.1 (M+1)	B
56		¹ H NMR (400 MHz, MeOD) δ ppm 0.85 - 0.94 (m, 2 H) 1.16 - 1.26 (m, 2 H) 2.02 (s, 1 H) 2.48 - 2.59 (m, 1 H) 4.06 (br. s., 2 H) 6.70 - 7.03 (m, 1 H) 7.22 (d, <i>J</i> =8.29 Hz, 1 H) 7.45 (d, <i>J</i> =7.46 Hz, 1 H) 7.54 - 7.66 (m, 2 H) 7.68 - 7.75 (m, 1 H) 8.63 (d, <i>J</i> =8.50 Hz, 1 H)	Mass found: 376.06 (M+1)	B

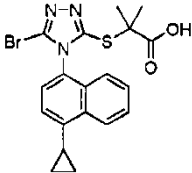
Eg	Structure	NMR Chemical Shifts	MS	Activity (EC ₅₀)
61		¹ H NMR (400 MHz, DMSO- <i>d</i> ₆) δ ppm 1.20 (t, 3 H) 2.16 (s, 3 H) 2.77 (s, 3 H) 4.10 - 4.26 (m, 4 H) 7.00 (d, <i>J</i> =7.88 Hz, 1 H) 7.08 - 7.38 (m, 1 H) 7.54 (s, 1 H) 7.58 - 7.72 (m, 2 H) 8.14 - 8.20 (m, 1 H)	Mass found: 392.05 (M+1)	C
62		¹ H NMR (400 MHz, DMSO- <i>d</i> ₆) δ ppm 2.15 (s, 3 H) 2.76 (s, 3 H) 4.02 - 4.20 (m, 2 H) 7.00 (d, <i>J</i> =7.88 Hz, 1 H) 7.09 - 7.37 (m, 1 H) 7.54 (s, 1 H) 7.58 - 7.71 (m, 2 H) 8.16 (d, <i>J</i> =7.67 Hz, 1 H) 13.03 (br. s., 1 H)	Mass found: 364.04 (M+1)	B
64		¹ H NMR (300 MHz, DMSO- <i>d</i> ₆) δ ppm 4.04 (s, 2 H) 7.19 (d, 1H) 6.95 - 7.38 (m, 1 H) 7.50 - 8.21 (m, 5 H)	Mass found: 353.9 (M+1)	B
66		¹ H NMR (400 MHz, DMSO- <i>d</i> ₆) δ ppm 1.17 - 1.25 (m, 3 H) 1.60 - 1.72 (m, 2 H) 1.78 (quin, <i>J</i> =6.12 Hz, 2 H) 2.05 - 2.16 (m, 1 H) 2.28 - 2.40 (m, 4 H) 2.69 (t, <i>J</i> =6.32 Hz, 2 H) 4.12 - 4.29 (m, 4 H) 7.22 - 7.30 (m, 2 H)	Mass found: 400.08 (M+1)	B
67		¹ H NMR (400 MHz, DMSO- <i>d</i> ₆) δ ppm 1.60 - 1.72 (m, 2 H) 1.78 (quin, <i>J</i> =6.01 Hz, 2 H) 2.10 (dt, <i>J</i> =16.74, 5.93 Hz, 1 H) 2.26 - 2.40 (m, 4 H) 2.69 (t, <i>J</i> =6.22 Hz, 2 H) 4.08 - 4.23 (m, 2 H) 7.21 - 7.29 (m, 2 H) 13.09 (br. s., 1 H)	Mass found: 372.01 (M+1)	A
69		¹ H NMR (400 MHz, DMSO- <i>d</i> ₆) δ ppm 0.84 - 0.91 (m, 2 H) 1.12 - 1.19 (m, 2 H) 2.53 - 2.61 (m, 1 H) 3.64 (s, 3 H) 4.06 (d, <i>J</i> =3.73 Hz, 2 H) 7.15 (d, <i>J</i> =8.09 Hz, 1 H) 7.45 (d, <i>J</i> =7.67 Hz, 1 H) 7.61 - 7.71 (m, 2 H) 7.75 (td, <i>J</i> =7.62, 1.14 Hz, 1 H) 8.59 (d, <i>J</i> =8.29 Hz, 1 H)	Mass found: 418.2 (M+1)	B
70		¹ H NMR (300 MHz, DMSO- <i>d</i> ₆) δ ppm 2.78 (s, 3 H) 3.84 (s, 2 H) 7.12 (d, 1 H) 7.52 - 7.78 (m, 4 H) 8.21 (d, 2 H)	Mass found: 377.8 (M+1)	B
73		¹ H NMR (400 MHz, CHLOROFORM- <i>d</i>) δ ppm 1.48 (t, <i>J</i> =7.46 Hz, 3 H) 3.24 (q, <i>J</i> =7.60 Hz, 2 H) 3.76 (s, 3 H) 4.08 (d, <i>J</i> =6.43 Hz, 2 H) 7.25 - 7.28 (m, 1 H) 7.39 - 7.44 (m, 1 H) 7.50 (d, <i>J</i> =7.46 Hz, 1 H) 7.60 (ddd, <i>J</i> =8.29, 6.95, 1.14 Hz, 1 H) 7.64 - 7.70 (m, 1 H) 8.21 (d, <i>J</i> =8.29 Hz, 1 H)	Mass found: 405.95 (M+1)	A
74		¹ H NMR (400 MHz, DMSO- <i>d</i> ₆) δ ppm 1.40 (t, <i>J</i> =7.57 Hz, 3 H) 3.22 (q, <i>J</i> =7.46 Hz, 2 H) 4.01 (d, <i>J</i> =1.66 Hz, 2 H) 7.17 (d, <i>J</i> =8.09 Hz, 1 H) 7.58 - 7.77 (m, 4 H) 8.30 (d, <i>J</i> =8.50 Hz, 1 H)	Mass found: 391.92 (M+1)	A
76		¹ H NMR (400 MHz, DMSO- <i>d</i> ₆) δ ppm 0.81 - 0.93 (m, 2 H) 1.10 - 1.24 (m, 5 H) 2.58 (tt, <i>J</i> =8.42, 5.47 Hz, 1 H) 3.98 - 4.16 (m, 4 H) 7.17 (d, <i>J</i> =8.09 Hz, 1 H) 7.46 (d, <i>J</i> =7.46 Hz, 1 H) 7.62 - 7.72 (m, 2 H) 7.77 (ddd, <i>J</i> =8.34, 7.00, 1.24 Hz, 1 H) 8.61 (d, <i>J</i> =8.29 Hz, 1 H)	Mass found: 431.96 (M+1)	A
78		¹ H NMR (400 MHz, MeOD) δ ppm 0.83 - 0.91 (m, 2 H) 1.16 - 1.24 (m, 2 H) 2.02 (s, 2 H) 2.43 2.55 (m, 1 H) 3.83 (s, 3 H) 6.47 (d, <i>J</i> =2.49 Hz, 1 H) 7.29 (d, <i>J</i> =7.67 Hz, 1 H) 7.35 (dd, <i>J</i> =9.33, 2.49 Hz, 1 H) 7.48 (d, <i>J</i> =7.67 Hz, 1 H) 8.53 (d, <i>J</i> =9.33 Hz, 1 H)	Mass found: 433.96 (M+1)	B

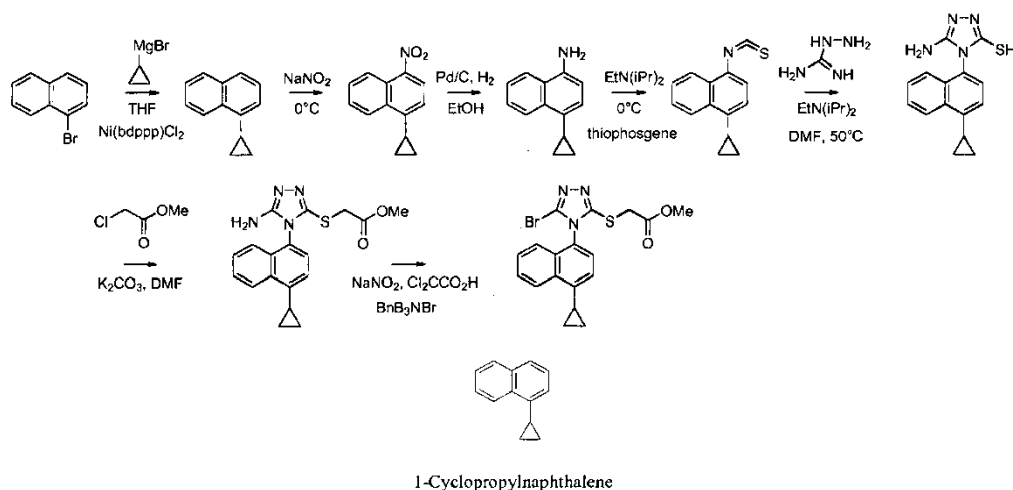
Eg	Structure	NMR Chemical Shifts	MS	Activity (EC ₅₀)
				
82		¹ H NMR (400 MHz, MeOD) δ ppm 1.45 (t, <i>J</i> =7.46 Hz, 3 H) 3.22 (q, <i>J</i> =7.60 Hz, 2 H) 3.83 (s, 3 H) 3.89 - 4.14 (m, 2 H) 6.49 (d, <i>J</i> =2.49 Hz, 1 H) 7.33 (dd, <i>J</i> =9.33, 2.49 Hz, 1 H) 7.38 - 7.46 (m, 1 H) 7.47 - 7.54 (m, 1 H) 8.20 (d, <i>J</i> =9.33 Hz, 1 H)	Mass found: 421.95 (M+1)	B
85		¹ H NMR (400 MHz, CHLOROFORM- <i>d</i>) δ ppm 0.85 - 0.96 (m, 2 H) 1.16 - 1.31 (m, 5 H) 1.54 - 1.71 (m, 3 H) 2.47 (tt, <i>J</i> =8.50, 5.49 Hz, 1 H) 4.09 - 4.23 (m, 2 H) 4.53 (qd, <i>J</i> =7.22, 4.66 Hz, 1 H) 7.24 (t, <i>J</i> =7.15 Hz, 1 H) 7.32 - 7.43 (m, 2 H) 7.57 - 7.65 (m, 1 H) 7.66 - 7.74 (m, 1 H) 8.54 - 8.61 (m, 1 H)	Mass found: 446.00 (M+1)	B
86		¹ H NMR (400 MHz, CHLOROFORM- <i>d</i>) δ ppm 0.88 - 0.96 (m, 2 H) 1.19 - 1.26 (m, 2 H) 1.51 - 1.62 (m, 3 H) 2.48 (tt, <i>J</i> =8.47, 5.42 Hz, 1 H) 4.35 (dq, <i>J</i> =14.67, 7.27 Hz, 1 H) 7.23 (dd, <i>J</i> =11.20, 8.29 Hz, 1 H) 7.35 - 7.44 (m, 2 H) 7.64 (m, <i>J</i> =8.40, 6.95, 1.45, 1.45 Hz, 1 H) 7.69 - 7.77 (m, 1 H) 8.60 (dd, <i>J</i> =8.29, 5.60 Hz, 1 H)	Mass found: 417.97 (M+1)	A
88		¹ H NMR (400 MHz, DMSO- <i>d</i> ₆) δ ppm 0.87 - 0.94 (m, 2 H) 1.15 - 1.21 (m, 2 H) 1.41 (s, 9 H) 2.55 - 2.63 (m, 1 H) 3.93 (d, <i>J</i> =2.70 Hz, 2 H) 7.18 (d, <i>J</i> =8.09 Hz, 1 H) 7.47 (d, <i>J</i> =7.67 Hz, 1 H) 7.66 (d, <i>J</i> =7.67 Hz, 1 H) 7.68 - 7.72 (m, 1 H) 7.78 (ddd, <i>J</i> =8.40, 6.95, 1.24 Hz, 1 H) 8.62 (d, <i>J</i> =8.50 Hz, 1 H)	Mass found: 460.01 (M+1)	C
89		¹ H NMR (400 MHz, CHLOROFORM- <i>d</i>) δ ppm 1.22 (t, <i>J</i> =7.15 Hz, 3 H) 1.50 (t, <i>J</i> =7.46 Hz, 3 H) 1.62 (s, 3 H) 1.66 (s, 3 H) 3.25 (q, <i>J</i> =7.53 Hz, 2 H) 4.06 - 4.14 (m, 2 H) 7.16 (d, <i>J</i> =8.50 Hz, 1 H) 7.36 (d, <i>J</i> =7.67 Hz, 1 H) 7.50 (d, <i>J</i> =7.46 Hz, 1 H) 7.57 (ddd, <i>J</i> =8.34, 7.00, 1.04 Hz, 1 H) 7.66 (ddd, <i>J</i> =8.45, 7.00, 1.35 Hz, 1 H) 8.21 (d, <i>J</i> =8.50 Hz, 1 H)	Mass found: 448.02 (M+1)	A
90		¹ H NMR (400 MHz, DMSO- <i>d</i> ₆) δ ppm 1.37 - 1.44 (m, 3 H) 1.50 (s, 3 H) 1.54 (s, 3 H) 3.22 (qd, <i>J</i> =7.43, 4.04 Hz, 2 H) 7.04 (d, <i>J</i> =7.67 Hz, 1 H) 7.58 - 7.67 (m, 3 H) 7.68 - 7.75 (m, 1 H) 8.29 (d, <i>J</i> =8.29 Hz, 1 H) 13.09 (br. s., 1 H)	Mass found: 419.99 (M+1)	A

Example 13: In vitro metabolic stability

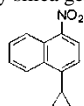
In vitro metabolic stability was assessed in rat and human liver microsomes (RLM/HLM). The incubation mixer contained the following: 1uM test compound, 1mg/mL HLM/RLM, 100mM potassium phosphate buffer at pH 7.4, 1mM NADPH and 5mM MgCl₂. This mixture was preincubated for 3 min before the 30 minute incubation at 37°C. The reaction was initiated with the addition of NADPH and terminated by the addition of equal volume of acetonitrile with internal standard. Incubation samples without NADPH were used as control samples. After vortexing and centrifugation, the supernatant was injected onto LC-MS/MS for quantitation.

The compound prepared in example 3E above, (2-(5-bromo-4-(4-cyclopropyl)naphthalen-1-yl)-4H-1,2,4-triazol-3-ylthio)-2-methylpropanoic acid) was examined according to this procedure and the results shown in the table below.

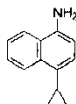
Compound	Liver Microsome Stability % Remaining	
	Human	Rat
Example 3E		
	97 ± 2%	98 ± 0.1%

Example 14: Methyl 2-(5-bromo-4-(4-cyclopropylnaphthalen-1-yl)-4H-1,2,4-triazol-3-ylthio)acetate

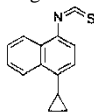
Cyclopropylmagnesium bromide (150mL, 0.5M in tetrahydrofuran) was slowly added to a solution of 1-bromonaphthalene (10g, 50mmol) and [1,3-bis(diphenylphosphino)propane] dichloro nickel (II) in tetrahydrofuran (10mL) stirred at 0°C, and the reaction mixture stirred at room temperature for 16 hours. The solvent was removed under reduced pressure and ethyl acetate and aqueous ammonium chloride were added. After extraction, the organic layer was dried over sodium sulfate, filtered and concentrated under reduced pressure. The residue was purified by silica gel chromatography to yield 1-cyclopropylnaphthalene (6.4g, 76%).

**1-Cyclopropyl-4-nitronaphthalene**

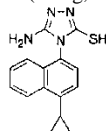
Sodium nitrite (30mL) was slowly added (over 2 hours) to 1-cyclopropylnaphthalene (6.4g, 38mmol) stirred at 0°C. The reaction mixture was stirred at 0°C for an extra 30 min and then slowly poured into ice. Water was added, followed by ethyl acetate. After extraction, the organic layer was washed with aqueous sodium hydroxide (1%) and water, dried over sodium sulfate, filtered and concentrated under reduced pressure. The residue was purified by silica gel chromatography to yield 1-cyclopropyl-4-nitronaphthalene (5.2g, 64%).

**1-Amino-4-cyclopropylnaphthalene**

A solution of 1-cyclopropyl-4-nitronaphthalene (5g, 23mmol) in ethanol (200mL) was stirred under hydrogen in the presence of Pd/C (10% net, 1.8g). The reaction mixture was shaken overnight, filtered over celite, and concentrated under reduced pressure. The residue was purified by silica gel chromatography to yield 1-amino-4-cyclopropylnaphthalene (3.1g, 73%).

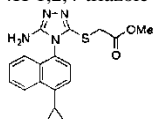
**1-Cyclopropyl-4-isothiocyanatonaphthalene**

Thiophosgene (1.1g, 9.7mmol) was added to a stirred solution of 1-amino-4-cyclopropylnaphthalene (1.8g, 9.7mmol) and diisopropylethylamine (2 eq) in dichloromethane (50mL) at 0°C. The reaction mixture was stirred for 5 min at 0°C and then aqueous HCl (1% solution) was added. The organic layer was separated, washed with brine, dried over sodium sulfate, filtered and the solvent removed under reduced pressure. Hexane was added, and the resulting precipitate was filtered. The solvent was evaporated to yield 1-cyclopropyl-4-isothiocyanatonaphthalene (1.88g, 86%).

**5-Amino-4-(1-cyclopropylnaphthalen-4-yl)-4H-1,2,4-triazole-3-thiol**

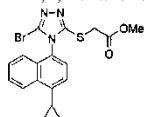
A mixture of aminoguanidine hydrochloride (3.18g, 29mmol), 1-cyclopropyl-4-isothiocyanatonaphthalene (3.24g, 14mmol) and diisopropylethylamine (3 eq) in DMF (20mL) was stirred at 50°C for 15 hours. The solvent was removed under reduced pressure, toluene added, and the solvent was evaporated again. Sodium hydroxide solution (2M, 30mL) was added and the reaction mixture heated at 50°C for 60 hours. The reaction mixture was filtered and the filtrate neutralized with aqueous HCl (2M). The mixture was re-filtered and the solvent

removed under reduced pressure. The residue was purified by silica gel chromatography to yield 5-amino-4-(1-cyclopropylnaphthalen-4-yl)-4H-1,2,4-triazole-3-thiol (2.0g, 49%).



Methyl 2-(5-amino-4-(1-cyclopropylnaphthalen-4-yl)-4H-1,2,4-triazol-3-ylthio)acetate

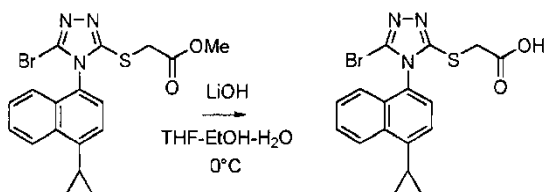
Methyl 2-chloroacetate (0.73mL, 8.3mmol) was added dropwise over 5 mins to a suspension of 5-amino-4-(1-cyclopropylnaphthalen-4-yl)-4H-1,2,4-triazole-3-thiol (2.24g, 7.9mmol) and potassium carbonate (1.21g, 8.7mmol) in DMF (40mL) at room temperature. The reaction was stirred at room temperature for 24 h and slowly poured into a stirred ice-cold water solution. The tan precipitate was collected by vacuum filtration and dried under high vacuum at 50°C for 16 h in the presence of P₂O₅ to yield methyl 2-(5-amino-4-(1-cyclopropylnaphthalen-4-yl)-4H-1,2,4-triazol-3-ylthio)acetate (2.24g, 80%).



Methyl 2-(5-bromo-4-(1-cyclopropylnaphthalen-4-yl)-4H-1,2,4-triazol-3-ylthio)acetate

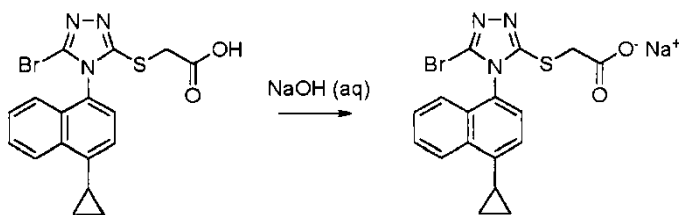
Sodium nitrite (2.76g, 40mmol) was added to a solution of methyl 2-(5-amino-4-(1-cyclopropylnaphthalen-4-yl)-4H-1,2,4-triazol-3-ylthio)acetate (0.71g, 2mmol) and benzyltriethylammonium chloride (1.63g, 6mmol) in bromoform (10mL). Dichloroacetic acid (0.33 mL, 4 mmol) was then added and the reaction mixture stirred at room temperature for 3 h. The mixture was directly loaded onto a 7-inch column of silica gel, packed with dichloromethane (DCM). The column was first eluted with DCM until all bromoform eluted, then eluted with acetone/DCM (5:95) to give methyl 2-(5-bromo-4-(1-cyclopropylnaphthalen-4-yl)-4H-1,2,4-triazol-3-ylthio)acetate (713 mg, 85%).

Example 15: 2-(5-Bromo-4-(1-cyclopropylnaphthalen-4-yl)-4H-1,2,4-triazol-3-ylthio)acetic acid



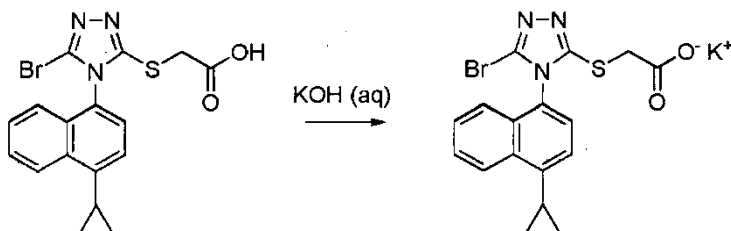
A solution of lithium hydroxide (98mg, 4.1mmol) in water (10mL) was added dropwise over 5 mins to a solution of methyl 2-(5-bromo-4-(1-cyclopropylnaphthalen-4-yl)-4H-1,2,4-triazol-3-ylthio)acetate (prepared as described in example 1 above; 1.14g, 2.7mmol) in ethanol (10mL) and THF (10mL) at 0°C. The mixture was stirred at 0°C for a further 45 mins and then neutralized to pH 7 by the addition of 0.5N HCl solution at 0°C. The resulting mixture was concentrated *in vacuo* to 1/5th of its original volume, then diluted with water (~20mL) and acidified to pH 2-3 by the addition of 0.5N HCl to produce a sticky solid. (If the product comes out as an oil during acidification, extraction with DCM is recommended.) The tan solid was collected by vacuum filtration and dried under high vacuum at 50°C for 16 h in the presence of P₂O₅ to yield 2-(5-bromo-4-(1-cyclopropylnaphthalen-4-yl)-4H-1,2,4-triazol-3-ylthio)acetic acid (1.02g, 93%).

Example 16: Sodium 2-(5-bromo-4-(4-cyclopropylnaphthalen-1-yl)-4H-1,2,4-triazol-3-ylthio)acetate



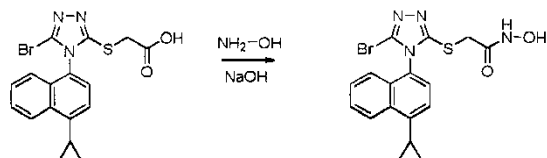
Aqueous sodium hydroxide solution (1M, 2.0mL, 2.0mmol) was added dropwise over 5 mins to a solution of 2-(5-bromo-4-(1-cyclopropylnaphthalen-4-yl)-4H-1,2,4-triazol-3-ylthio)acetic acid (810mg, 2.0mmol) in ethanol (10mL) at 10°C. The mixture was stirred at 10°C for a further 10 mins. Volatile solvents were removed *in vacuo* to dryness to provide sodium 2-(5-bromo-4-(1-cyclopropylnaphthalen-4-yl)-4H-1,2,4-triazol-3-ylthio)acetate as a solid (850mg, 100%).

Example 17: Potassium 2-(5-bromo-4-(4-cyclopropylnaphthalen-1-yl)-4H-1,2,4-triazol-3-ylthio)acetate



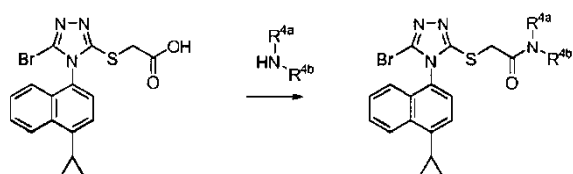
Aqueous potassium hydroxide solution (1M, 2.0mL, 2.0mmol) was added dropwise over 5 mins to a solution of 2-(5-bromo-4-(1-cyclopropylnaphthalen-4-yl)-4H-1,2,4-triazol-3-ylthio)acetic acid (810mg, 2.0mmol) in ethanol (10mL) at 10°C. The mixture was stirred at 10°C for a further 10 mins. Volatile solvents were removed *in vacuo* to dryness to provide potassium 2-(5-bromo-4-(4-cyclopropylnaphthalen-1-yl)-4H-1,2,4-triazol-3-ylthio)acetate as a solid, (884mg, 100%).

Example 18: 2-(5-bromo-4-(1-cyclopropylnaphthalen-4-yl)-4H-1,2,4-triazol-3-ylthio)-N-hydroxyacetamide



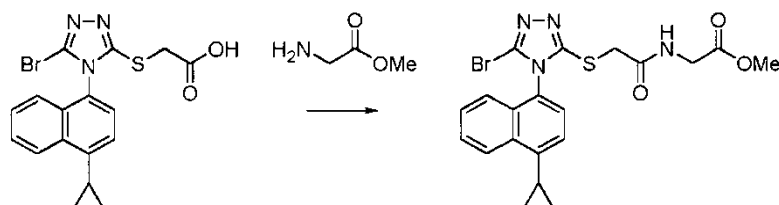
A solution of 2-(5-bromo-4-(1-cyclopropylnaphthalen-4-yl)-4H-1,2,4-triazol-3-ylthio)acetic acid (1.0mmol) in THF (2mL) and methanol (2mL) is added to a solution of sodium hydroxide (5mmol) and 50% aqueous hydroxylamine (2 mL). After stirring for 1 hr at room temperature, water (4 mL) is added and the volatile solvents removed *in vacuo*. The solution is then neutralized to pH 7-8 by addition of HCl (1N), and the resulting precipitate isolated by filtration to provide 2-(5-bromo-4-(1-cyclopropylnaphthalen-4-yl)-4H-1,2,4-triazol-3-ylthio)-N-hydroxyacetamide.

Example 19: 2-(5-bromo-4-(1-cyclopropylnaphthalen-4-yl)-4H-1,2,4-triazol-3-ylthio)-N(R^{4a},R^{4b})-acetamide



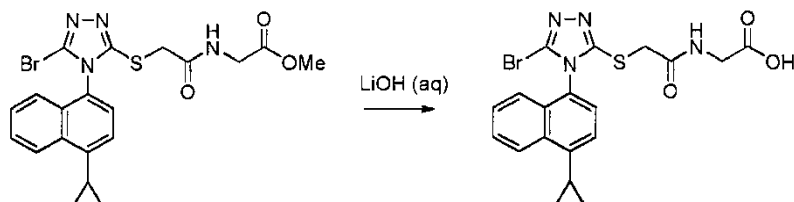
Phosphorus oxychloride (2.6mmol) is added dropwise over 5 mins to a solution of 2-(5-bromo-4-(1-cyclopropylnaphthalen-4-yl)-4H-1,2,4-triazol-3-ylthio)acetic acid (2.2mmol) and amine (NHR^{4a}R^{4b}; 2.2mmol) in pyridine (22mL) at 0°C. The mixture is stirred at 0°C for a further 1 hour and then quenched by addition of water (1mL). Volatile solvents are removed *in vacuo* and DCM (200mL) added. The organic phase is washed with water (1x50mL), saturated sodium carbonate solution (1x50mL) and brine (1x50mL), dried over Na₂SO₄ and concentrated to dryness. Ethanol and water are added to produce a solid which is collected by filtration. Additional product is recovered by extraction of the filtrate with DCM. The combined product is concentrated, dried and purified by column chromatography (acetone/DCM eluent) to provide 2-(5-bromo-4-(1-cyclopropylnaphthalen-4-yl)-4H-1,2,4-triazol-3-ylthio)-N(R^{4a},R^{4b})-acetamide.

Example 20: 2-(2-(5-Bromo-4-(4-cyclopropylnaphthalen-1-yl)-4H-1,2,4-triazol-3-ylthio)acetamido)acetic acid



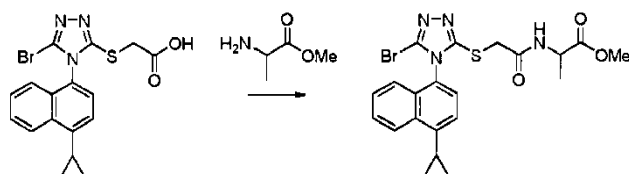
Glycine ethyl ester hydrochloride (0.21g, 1.48mmol), 1-ethyl-3-(3-dimethylaminopropyl)carbodiimide hydrochloride (0.36g, 1.86mmol), 1-hydroxy-7-azabenzotriazole (0.25g, 1.86mmol) and 2,6-lutidine (0.43mL, 3.71mmol), 3.0) are added to a solution of 2-(5-bromo-4-(4-cyclopropylnaphthalen-1-yl)-4H-1,2,4-triazol-3-ylthio)acetic acid (0.5g, 1.24mmol) in dichloromethane (6.18mL), and the mixture is stirred at room temperature for 18 hours. Purification by SGC (0-100% EtOAc/Hexanes) affords 2-(2-(5-bromo-4-(4-cyclopropylnaphthalen-1-yl)-4H-1,2,4-triazol-3-ylthio)acetamido)acetic acid.

Example 21: 2-(2-(5-bromo-4-(4-cyclopropylnaphthalen-1-yl)-4H-1,2,4-triazol-3-ylthio)acetamido)acetic acid



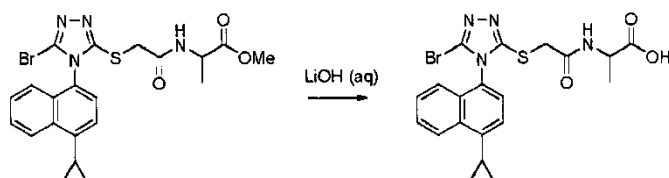
Aqueous lithium hydroxide solution (1M, 0.8 mL, 0.8 mmol) is added to a solution of ethyl 2-(2-(5-bromo-4-(4-cyclopropylnaphthalen-1-yl)-4H-1,2,4-triazol-3-ylthio)acetamido)acetate (0.4 mmol) in 3:1, THF/H₂O (1.6 mL) and the mixture stirred for 18h at room temperature. The crude reaction mixture is concentrated and acidified with aqueous HCl (1M, 1.2mL) and then is extracted with ethyl acetate (3x3 mL). The combined organic extracts are dried (sodium sulfate), filtered and concentrated to provide 2-(2-(5-bromo-4-(4-cyclopropylnaphthalen-1-yl)-4H-1,2,4-triazol-3-ylthio)acetamido)acetic acid.

Example 22: Methyl 2-(2-(5-bromo-4-(1-cyclopropylnaphthalen-4-yl)-4H-1,2,4-triazol-3-ylthio)acetamido)propanoate



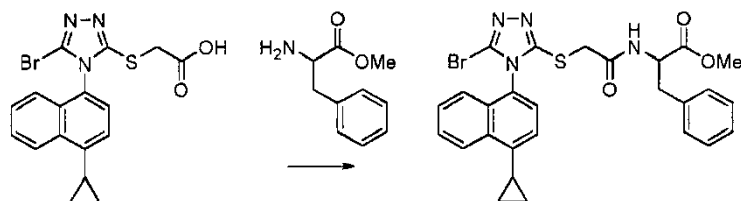
Alanine methyl ester hydrochloride (1.48mmol), 1-ethyl-3-(3-dimethylaminopropyl)carbodiimide hydrochloride (1.86mmol), 1-hydroxy-7-azabenzotriazole (1.86mmol) and 2,6-lutidine (0.43mL, 3.71mmol) are added to a solution of 2-(5-bromo-4-(4-cyclopropyl)naphthalen-1-yl)-4H-1,2,4-triazol-3-ylthio)acetic acid (0.5g, 1.24mmol) in dichloromethane (6.18mL). The mixture is stirred at room temperature for 18 hours and then purified by SGC (0-100% EtOAc/Hexanes).

Example 23: 2-(2-(5-Bromo-4-(4-cyclopropyl)naphthalen-1-yl)-4H-1,2,4-triazol-3-ylthio)acetamido)propanoic acid



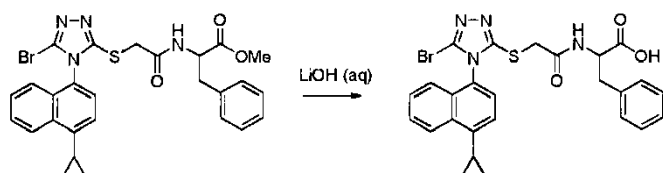
Aqueous lithium hydroxide solution (1M, 0.8 mL, 0.8 mmol) is added to a solution of methyl 2-(2-(5-bromo-4-(1-cyclopropyl)naphthalen-4-yl)-4H-1,2,4-triazol-3-ylthio)acetamido)propanoate (0.4 mmol) in 3:1, THF/H₂O (1.6 mL) and the mixture stirred for 18h at room temperature. The crude reaction mixture is concentrated and acidified with aqueous HCL (1M, 1.2mL) and then is extracted with ethyl acetate (3x3 mL). The combined organic extracts are dried (sodium sulfate), filtered and concentrated to provide the desired product.

Example 24: Methyl 2-(2-(5-bromo-4-(1-cyclopropyl)naphthalen-4-yl)-4H-1,2,4-triazol-3-ylthio) acetamido)-3-phenylpropanoate



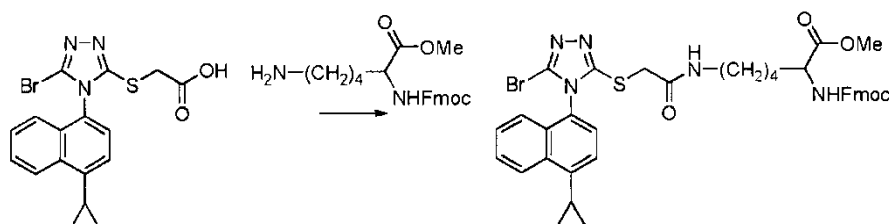
Phenylalanine methyl ester hydrochloride (1.48mmol), 1-ethyl-3-(3-dimethylaminopropyl)carbodiimide hydrochloride (1.86mmol), 1-hydroxy-7-azabenzotriazole (1.86mmol) and 2,6-lutidine (0.43mL, 3.71mmol) are added to a solution of 2-(5-bromo-4-(4-cyclopropyl)naphthalen-1-yl)-4H-1,2,4-triazol-3-ylthio)acetic acid (0.5g, 1.24mmol) in dichloromethane (6.18mL). The mixture is stirred at room temperature for 18 hours and then purified by SGC (0-100% EtOAc/Hexanes).

Example 25: 2-(2-(5-Bromo-4-(4-cyclopropyl)naphthalen-1-yl)-4H-1,2,4-triazol-3-ylthio)acetamido)-3-phenylpropanoic acid



Aqueous lithium hydroxide solution (1M, 0.8 mL, 0.8 mmol) is added to a solution of methyl 2-(2-(5-bromo-4-(1-cyclopropyl)naphthalen-4-yl)-4H-1,2,4-triazol-3-ylthio)acetamido)-3-phenylpropanoate (0.4 mmol) in 3:1, THF/H₂O (1.6 mL) and the mixture stirred for 18h at room temperature. The crude reaction mixture is concentrated and acidified with aqueous HCL (1M, 1.2mL) and then is extracted with ethyl acetate (3x3 mL). The combined organic extracts are dried (sodium sulfate), filtered and concentrated to provide the desired product.

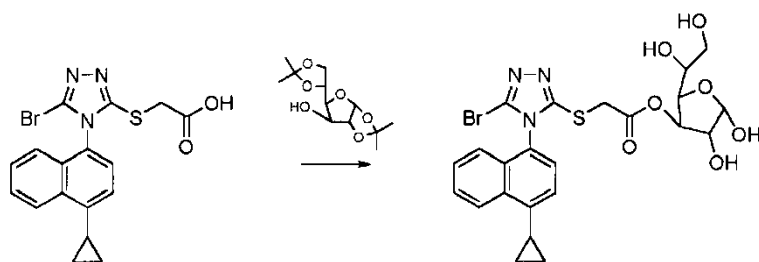
Example 26: Methyl 2-(((9H-fluoren-9-yl)methoxy)carbonylamino)-6-(2-(5-bromo-4-(4-cyclopropyl)naphthalen-1-yl)-4H-1,2,4-triazol-3-ylthio)acetamido)hexanoate



Methyl 2-(((9H-fluoren-9-yl)methoxy)carbonylamino)-6-amino)hexanoate (N- α -Fmoc-Lysine (NH₂)-OMe, 1.48mmol), 1-ethyl-3-(3-dimethylaminopropyl)carbodiimide hydrochloride (1.86mmol), 1-hydroxy-7-azabenzotriazole (1.86mmol) and 2,6-lutidine (0.43mL, 3.71mmol) are added to a solution of 2-(5-bromo-4-(4-cyclopropyl)naphthalen-1-yl)-4H-1,2,4-triazol-3-ylthio)acetic acid (0.5g, 1.24mmol)

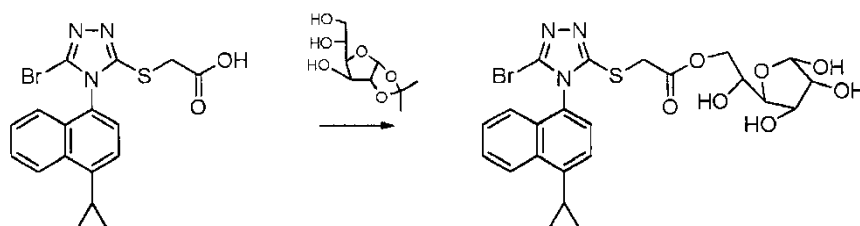
in dichloromethane (6.18mL). The mixture is stirred at room temperature for 18 hours and then is purified by SGC (0-100% EtOAc/Hexanes).

Example 27: 2-(1,2-Dihydroxyethyl)-4,5-dihydroxytetrahydrofuran-3-yl 2-(5-bromo-4-(4-cyclopropylnaphthalen-1-yl)-4H-1,2,4-triazol-3-ylthio)acetate



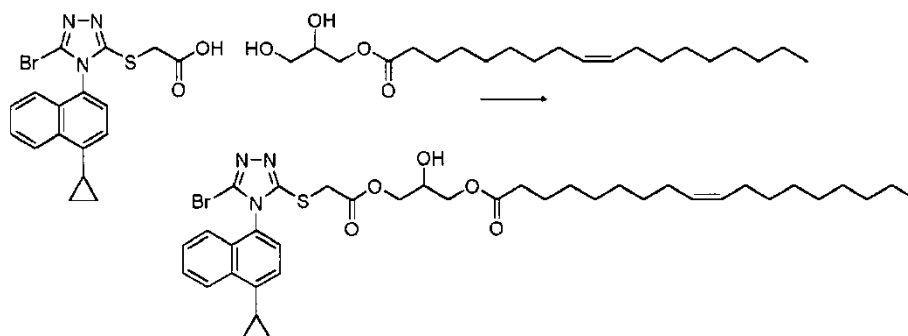
Phosphorus oxychloride (2.4mmol) is added dropwise over 5 mins to a solution of 2-(5-bromo-4-(1-cyclopropylnaphthalen-4-yl)-4H-1,2,4-triazol-3-ylthio)acetic acid (810mg, 2.0mmol) in pyridine (20mL) at 0°C. The mixture is stirred at 0°C for a further 1 hour and then a solution of 1,2:5,6-Di-O-isopropylidene-D-glucopyranose (320mg, 2.0mmol) in pyridine (5mL) is added dropwise over 5mins. The mixture is stirred at 0°C for a further 1 hour and 1 hour at 20°C and then is quenched by addition of water (1mL). Volatile solvents are removed *in vacuo* and DCM (200mL) added. The organic phase is washed with water (1x50mL), saturated sodium carbonate solution (1x50mL) and brine (1x50mL), dried over Na₂SO₄ and concentrated to dryness. Ethanol and water are added to produce a solid which is collected by filtration. Additional product is recovered by extraction of the filtrate with DCM. Combined product is concentrated, dried and purified by column chromatography (acetone/DCM eluent). The combined solids are dissolved in acetic acid (25mL) and water (5mL) mixture, heated at 60°C for 3 hours. Volatile solvents are removed *in vacuo*. Ethanol and water are added to produce a solid which is collected by filtration.

Example 28: 2-hydroxy-2-(3,4,5-trihydroxytetrahydrofuran-2-yl)ethyl 2-(5-bromo-4-(4-cyclopropylnaphthalen-1-yl)-4H-1,2,4-triazol-3-ylthio)acetate



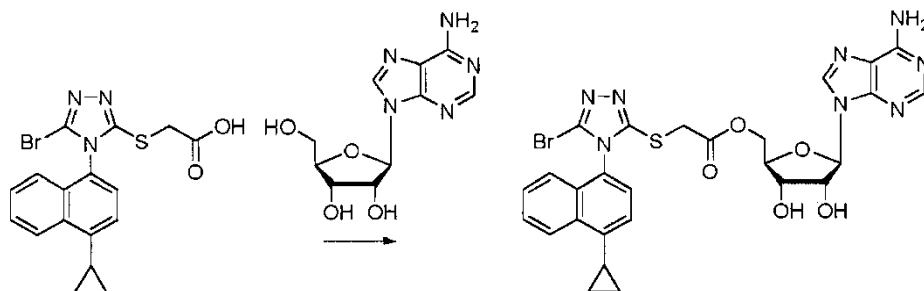
Phosphorus oxychloride (2.4mmol) is added dropwise over 5 mins to a solution of 2-(5-bromo-4-(1-cyclopropylnaphthalen-4-yl)-4H-1,2,4-triazol-3-ylthio)acetic acid (810mg, 2.0mmol) in pyridine (20mL) at 0°C. The mixture is stirred at 0°C for a further 1 hour and then 1,2-O-isopropylidene-D-glucopyranose (440mg, 2.0mmol) dissolved in pyridine (5mL) is added dropwise over 5mins. The mixture is stirred at 0°C for a further 3 hours and 1 hour at 20°C and then quenched by addition of water (1mL). Volatile solvents are removed *in vacuo* and DCM (200mL) added. The organic phase is washed with water (1x50mL), saturated sodium carbonate solution (1x50mL) and brine (1x50mL), dried over Na₂SO₄ and concentrated to dryness. Ethanol and water are added to produce a solid which is collected by filtration. Additional product is recovered by extraction of the filtrate with DCM. Combined product is concentrated, dried and purified by column chromatography (acetone/DCM eluent). The combined solids are dissolved in acetic acid (25mL) and water (5mL) mixture, heated at 60°C for 3 hours. Volatile solvents are removed *in vacuo*. Ethanol and water are added to produce a solid which is collected by filtration.

Example 29: 3-(2-(5-bromo-4-(4-cyclopropylnaphthalen-1-yl)-4H-1,2,4-triazol-3-ylthio)acetoxy)-2-hydroxypropyl oleate



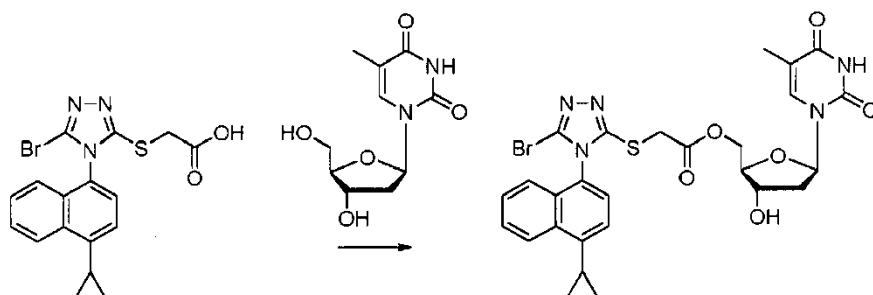
Phosphorus oxychloride (2.4mmol) is added dropwise over 5 mins to a solution of 2-(5-bromo-4-(1-cyclopropylnaphthalen-4-yl)-4H-1,2,4-triazol-3-ylthio)acetic acid (810mg, 2.0mmol) in pyridine (20mL) at 0°C. The mixture is stirred at 0°C for a further 1 hour and then glyceryl monooleate (715mg, 2.0mmol) dissolved in pyridine (5mL) is added dropwise over 5mins. The mixture is stirred at 0°C for a further 3 hours and 1 hour at 20°C and then quenched by addition of water (1mL). Volatile solvents are removed *in vacuo* and DCM (200mL) added. The organic phase is washed with water (1x50mL), saturated sodium carbonate solution (1x50mL) and brine (1x50mL), dried over Na₂SO₄, concentrated to dryness and purified by column chromatography (acetone/DCM eluent) to provide 3-(2-(5-bromo-4-(4-cyclopropylnaphthalen-1-yl)-4H-1,2,4-triazol-3-ylthio)acetoxy)-2-hydroxypropyl oleate.

Example 30: ((2R,3S,4R,5R)-5-(6-amino-9H-purin-9-yl)-3,4-dihydroxytetrahydrofuran-2-yl)methyl 2-(5-bromo-4-(4-cyclopropylnaphthalen-1-yl)-4H-1,2,4-triazol-3-ylthio)acetate



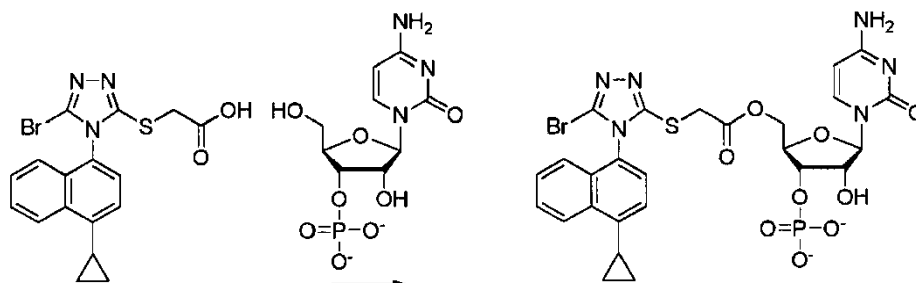
The title oxyribonucleoside compound is prepared according to the synthetic scheme shown above. Protecting groups may be employed and may or may not be removed at the end of the synthesis.

Example 31: ((2R,3S,5R)-3-hydroxy-5-(5-methyl-2,4-dioxo-3,4-dihydropyrimidin-1(2H)-yl)tetrahydrofuran-2-yl)methyl 2-(5-bromo-4-(4-cyclopropylnaphthalen-1-yl)-4H-1,2,4-triazol-3-ylthio)acetate



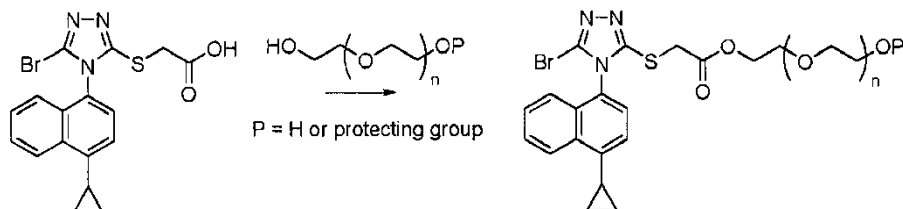
The title deoxyribonucleoside compound is prepared according to the synthetic scheme shown above. Protecting groups may be employed and may or may not be removed at the end of the synthesis.

Example 32: (2R,3S,4R,5R)-5-(4-amino-2-oxypyrimidin-1(2H)-yl)-4-hydroxy-3-(phosphonoxy)tetrahydrofuran-2-yl)methyl 2-(5-bromo-4-(4-cyclopropylnaphthalen-1-yl)-4H-1,2,4-triazol-3-ylthio)acetate



The title oxyribonucleotide compound is prepared according to the synthetic scheme shown above. Protecting groups may be employed and may or may not be removed at the end of the synthesis.

Example 33: 2-(5-bromo-4-(1-cyclopropylnaphthalen-4-yl)-4H-1,2,4-triazol-3-ylthio)acetic acid - PEG conjugate



The title PEG-conjugate is prepared according to the synthetic scheme shown above. Protecting groups may be employed and may or may not be removed at the end of the synthesis.

Example 34: Solubility of 2-(5-bromo-4-(4-cyclopropylnaphthalen-1-yl)-4H-1,2,4-triazol-3-ylthio)acetate - free acid, sodium and piperazine salts

To 1.00mL (or 0.50mL) of test solvent in an endpordorf vial, was added various weighed amounts of 2-(5-bromo-4-(4-

cyclopropyl-naphthalen-1-yl)-4H-1,2,4-triazol-3-ylthio)acetate, (as the free acid, sodium and piperazine salts), and the weights recorded. When it appeared the saturation point was being reached, addition was stopped, and the eppendorf vial was shaken at a constant speed of 1000rpm at 22°C for 24 hours. The tubes were then centrifuged for 5 minutes at 10-15,000ppm, and checked for precipitation. Samples were diluted with acetonitrile/water, (1/1) (or iso-propyl alcohol for hexane) and analyzed by HPLC against known standards. The results are shown in the table below.

Solvent	Solubility (mg/mL)		
	Free Acid	Na salt	Piperazine salt
DMSO	> 122.9	>136	~54
Acetone		7.9	0.26
Water (pH 4.85)		49.2	
PEG-400		1.2	2.4
IPA	>102.1	6.4	1.6
EtOAc		2.1	0.055
Acetonitrile	~47.6		
Methanol	>130.9		
Hexane	~18.4		
Dichloromethane	>215.3		
Ethanol			9.1

II Clinical examples

Example 35: *In vivo* uric acid lowering activity

The uric acid lowering activity of the compounds described herein was demonstrated in a multiple ascending dose, double-blind, placebo-controlled study in healthy adult male human volunteers, as follows.

The study was performed in compliance with the current version of the declaration of Helsinki and with the ICH note for guidance on good clinical practice (CPMP/ICH/135/95).

16 healthy male individuals, aged 18 - 45 years inclusive, with a body mass index (BMI) within 18-30kg/m² inclusive, having provided a written informed consent, non smokers for at least 6 months, not using any drug treatment for 2 weeks before screening (2 months for enzyme-inducing drugs) except occasional Acetaminophen. The individuals were confined at the clinical site beginning the day before dose administration until 72 hours after the final dose administration on Day 17 and returned for a follow-up visit on Day 21 ± 1.

The study was performed using (4-(2-(5-bromo-4-(4-cyclopropyl-naphthalen-1-yl)-4H-1,2,4-triazol-3-ylthio)acetamido)-3-chlorobenzoic acid, potassium salt), supplied as 100-mg solid powder in size 2 gelatin capsules. Matching placebo capsules were supplied as size 2 gelatin capsules. Individuals were randomized to receive the same number of placebo capsules as administered to the active individuals.

Capsules (active or placebo) were administered orally with 240 mL water 30 min after a standard breakfast (morning dose) and dinner (evening dose) for 14 days.

16 individuals (8 individuals [6 active and 2 placebo] per dose group).

- Group 1: Placebo
- Group 2: 300 mg (3 x 100-mg capsules) example 1 b.i.d.
- Group 3: 500 mg (5 x 100-mg capsules) example 1 b.i.d.

Blood was collected from the individuals on days 0, 3, 7, 14 and at follow-up. Serum uric levels were measured using standard automated procedures. The results are shown in the table below (uric acid levels in µmol/L).

Uric acid (µmol/L)	Analysis timepoint	MEAN	95% C.I.<a>	S.E.	S.D.	MEDIAN	MIN	MAX
Placebo (n=4)	Day 3	14.5726	(-66.36491; 95.51011)	25.43248	50.86496	9.5168	-39.257	78.514
	Day 7	2.0818	(-52.72848; 56.89208)	17.22269	34.44537	5.9480	-38.067	34.498
	Day 14	14.2752	(-60.30917; 88.85957)	23.43618	46.87235	16.3570	-35.093	59.480
	Follow up	-22.6024	(-64.91525; 19.71045)	13.29570	26.59140	-26.7660	-48.179	11.301
300mg (n=6)	Day 3	-100.3229	(-137.35391; -63.29195)	14.40568	35.28657	-101.4134	-137.399	-58.885
	Day 7	-126.2959	(-181.13450; -71.45723)	21.33316	52.25536	-119.8522	-203.422	-68.402
	Day 14	-121.2401	(-188.47405; -54.00608)	26.15516	64.06680	-104.9822	-201.637	-60.075
	Follow up	-2.2801	(-81.47624; 76.91610)	30.80866	75.46549	0.8922	-114.796	77.919

Uric acid (µmol/L)	Analysis timepoint	MEAN	95% C.I.<a>	S.E.	S.D.	MEDIAN	MIN	MAX
500mg (n=6)	Day 3	-118.7617	(-171.20777; -66.31569)	20.40240	49.97547	-112.1198	-179.630	-47.584
	Day 7	-127.6837	(-172.68132; -82.68615)	17.50482	42.87789	-144.2390	-168.923	-59.480
	Day 14	-111.8224	(-161.47549; -62.16931)	19.31590	47.31409	-124.9080	-167.139	-33.309
	Follow up	27.2617	(-24.73034; 79.25368)	20.22578	49.54283	27.3608	-54.722	98.142

Figures 1 and 2 represent uric acid levels (in mg/dL and µmol/L, respectively) 0, 3, 7 and 14 days after administering example 1 at doses of 300mg, 400mg or 500mg b.i.d. (twice daily)

Figures 3 and 4 represent the change in uric acid levels (in mg/dL and µmol/L, respectively) 3, 7 and 14 days after administering example 1 at doses of 300mg, 400mg or 500mg b.i.d. (twice daily).

Figure 5 represents the change in uric acid levels (µmol/dL) by treatment day after administering example 1 at doses of 300mg, 400mg or 500mg b.i.d. (twice daily).

Example 36: Human Clinical Trial Comparing Efficacy of 4-(2-(5-bromo-4-(4-cyclopropyl)naphthalen-1-yl)-4H-1,2,4-triazol-3-ylthio)acetamido)-3-chlorobenzoic acid versus Indomethacin

Design

This is a double-blind, parallel-group, multicenter, randomized, 5-day study.

Endpoints

The primary efficacy endpoint is:

a. Individual assessment of pain.

The secondary efficacy endpoints are:

a. Tenderness of the study joint;

b. Swelling of the study joint; and

c. Proportion of individuals discontinuation due to lack of efficacy.

Treatment Regime

Individuals are randomized into two groups: a control group (n=100) and an experimental group (n=100).

The control group is administered Indomethacin (75 mg) sustained release capsule (2 times daily) for a total of two weeks.

The experimental group is administered 4-(2-(5-bromo-4-(4-cyclopropyl)naphthalen-1-yl)-4H-1,2,4-triazol-3-ylthio)acetamido)-3-chlorobenzoic acid, potassium salt supplied as 100-mg solid powder in size 2 gelatin capsules for a total of two weeks.

Inclusion Criteria

Male or female

≥18 years of old

Diagnosed with gout according to the 1980 ARA Criteria for the Classification of Acute Arthritis of Primary Gout.

Experiencing an acute attack of clinically diagnosed gout <48 hours prior to randomization.

Score a sum of 5 across the 3 symptom questions for pain (0- to 4-Likert scale), tenderness (0- to 3-point scales), and swelling [0- to 3-point scales] with the pain score being at least moderate (i.e. 2, 3, or 4 on the 0- to 4-Likert scale).

Female individuals of childbearing potential must have a negative pregnancy test.

Female individuals of childbearing potential must be infertile or on contraception.

Statistical Methodology

The primary analysis is based on change from baseline in individual assessment of pain computed from the average of responses on Study Days 2 through 5 using an intention-to-treat approach. All individual efficacy variables (except endpoints defined as proportions) are assessed by ANCOVA (model to include terms for study site, stratum [monoarticular versus polyarticular acute gout], baseline covariate, and treatment group), pending no 2-factor interactions with treatment. The comparability of treatment groups is assessed by 95% confidence intervals for pairwise treatment difference. The 95% confidence interval for individual assessment of pain must fall entirely within the comparability bounds (i.e., ±0.5 Likert units). Endpoints defined as proportions are compared between groups using Fisher's exact test. Assumptions of normality and homogeneity are assessed by the Shapiro-Wilk statistic and Levene's test, respectively. If a significant interaction (p<0.050) is found, then the nature of the interaction is assessed and further exploratory analyses is performed.

Example 37: Human Clinical Trial Comparing Efficacy of 4-(2-(5-bromo-4-(4-cyclopropyl)naphthalen-1-yl)-4H-1,2,4-triazol-3-

ylthio)acetamido)-3-chlorobenzoic acid in Individuals Treated for Hypertension

Hypothesis

Thiazide-induced hyperuricemia decreases the efficacy of thiazides in controlling BP, leads to endothelial dysfunction, and increases the incidence of insulin resistance and impaired glucose tolerance.

Study Design

This study is a randomized, double-blind, placebo-controlled clinical trial of 8-week duration in which a total of 220 African American individuals with untreated stage I hypertension will be enrolled, randomized, and treated as follows:

The experimental group receives chlorthalidone (25 mg/day) and potassium chloride (40 mEq/day) for 4 weeks. They are then randomized to add-on a compound of 4-(2-(5-bromo-4-(4-cyclopropyl-naphthalen-1-yl)-4H-1,2,4-triazol-3-ylthio)acetamido)-3-chlorobenzoic acid, potassium salt (300 mg/day) or placebo.

The dosage of 4-(2-(5-bromo-4-(4-cyclopropyl-naphthalen-1-yl)-4H-1,2,4-triazol-3-ylthio)acetamido)-3-chlorobenzoic acid will be adjusted to achieve serum uric acid levels between 4 and 5.5 mg/dL. All individuals will receive a low-sodium diet.

Endpoints

The primary endpoint is reduction in systolic BP.

The secondary endpoints measure changes in endothelial function, ambulatory blood pressure, body composition, systemic inflammation, metabolic parameters, oxidant stress, and renal hemodynamics.

Inclusion Criteria:

African American (including black individuals born in the Caribbean, Africa, Canada, etc.)

Male or female

18 years of age or older

Untreated with any antihypertensive agent, with an average sitting clinic BP of between 140/90 and 159/99 mm Hg

Random spot urine protein/creatinine ratio of less than 0.5 (approximates a 24-hour urinary protein excretion of 500 mg/day)

Calculated MDRD GFR of greater than or equal to 60 ml/min/1.73/m²

No allopurinol or probenecid intake for at least one month prior to study entry

Exclusion Criteria

- History of cancer or accelerated hypertension
- Confirmed total white cell count of less than 2,500/mm³, anemia, or thrombocytopenia
- Known history of liver disease
- Known secondary cause of hypertension
- Known presence of diabetes or fasting blood glucose greater than or equal to 126 mg/dL
- History of heart failure, acute myocardial infarction, or stroke or on a β -blocker or calcium channel blocker for cardiovascular indications other than for lowering blood pressure
- Abnormal EKG requiring medical intervention
- History of clinical or renal biopsy or evidence of renal parenchymal disease
- Acute gout attack within 2 weeks of study entry
- History of drug abuse in the last 2 years, including narcotics, cocaine, or alcohol (greater than 21 drinks/week)
- Arm circumference of greater than 52 cm, which precludes measurement with a 'thigh' BP cuff
- Pregnant or planning to become pregnant during the study, or breastfeeding
- History of noncompliance, are unable to comply with the study requirements, or who are currently participating in another study
- Not fasting prior to obtaining screening laboratory data. If a participant has clearly not fasted, we will exclude those individuals with casual blood glucose levels of greater than or equal to 200 mg/dL. In the event that a fasting blood sugar exceeds 126 mg/dL, it will be reconfirmed on a blood glucose measurement obtained on a subsequent day, per American Diabetes Association criteria

Example 38: Human Clinical Trial for hyperuricemia or hyperuricosuria

Study Design

This study is a randomized, double-blind, placebo-controlled clinical trial of 4-week duration in which a total of 100 individuals with atherosclerosis will be enrolled, randomized, and treated as follows:

The experimental group receives 4-(2-(5-bromo-4-(4-cyclopropyl-naphthalen-1-yl)-4H-1,2,4-triazol-3-ylthio)acetamido)-3-chlorobenzoic acid, potassium salt (300 mg/day). The control group will receive atorvastatin (80-mg daily).

Main Criteria for Inclusion

- Male and female individuals
- Between 30-75 years of age
- At least one obstruction in a major cardiac vessel with at least a 20% luminal diameter narrowing by visual estimation.
- A "target vessel" for IVUS interrogation with no more than 50% luminal narrowing throughout a segment that was a minimum of 30 mm in length (the "target segment"). The target vessel must not have undergone previous intervention, nor have been a candidate for intervention at the time of Baseline catheterization.
- Low-density lipoprotein cholesterol (LDL-C) between 125 and 210 mg/dL following a 4- to 10-week washout period if the individual is taking antihyperlipidemic medication.
- Uric acid levels in the blood exceed 360 $\mu\text{mol/L}$ (6 mg/dL) for a female individual or 400 $\mu\text{mol/L}$ (6.8 mg/dL) for a male individual; or uric acid levels in urine exceed 800 mg/day (in a male individual) and greater than 750 mg/day (in a female individual).

Endpoints

The primary efficacy parameter is restoration of uric acid levels to medically-acceptable levels.

The secondary endpoints are:

- a. Change in TPV
- b. Change in percent plaque PPV

Example 39:

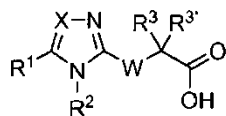
2-(5-bromo-4-(4-cyclopropyl-naphthalen-1-yl)-4H-1,2,4-triazol-3-ylthio)acetic acid was administered to 12 healthy subjects as follows:

- a. 100mg, fasted state (4 subjects)
- b. 100mg, fed state (4 subjects)
- c. 200mg, fasted state (4 subjects)

Each group showed signs of uric acid lowering effects, as shown in figure 6.

Patentkrav

1. Forbindelse til anvendelse som et medikament, hvilken forbindelse har formel (III):



(III)

5

hvor

X er CH eller N;

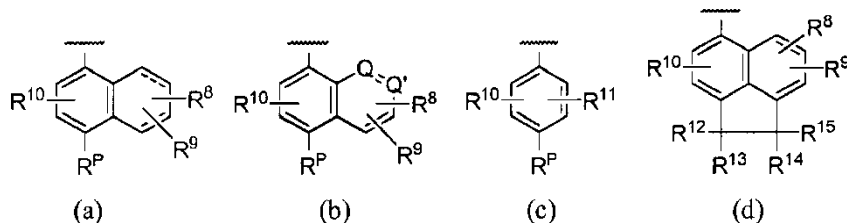
W er O, S, S(O), S(O)₂, NH, N(usubstitueret C₁₋₆alkyl), NC(O) (usubstitueret C₁₋₆alkyl) eller CH₂;

10 R¹ er H, Cl, Br, I, NH₂, methyl, ethyl, *n*-propyl, *i*-propyl, CF₃, CHF₂ eller CH₂F;

R³ og R^{3'} er udvalgt uafhængigt blandt H og usubstitueret C₁₋₆alkyl, eller R³ og R^{3'} sammen med carbonomet, hvortil de er bundet, danner en 4-, 5- eller 6-leddet ring, der eventuelt

15 indeholder 1 eller 2 heteroatomer, der er udvalgt blandt N, S og O;

R² er udvalgt fra gruppen, der består af (a), (b), (c) og (d):



hvor

20 - - - - er en carbon-carbon-enkeltbinding eller en carbon-carbon-dobbeltbinding;

Q og Q' er udvalgt uafhængigt blandt N og CH;

R^P er methyl, ethyl, propyl, *i*-propyl, cyclopropyl, cyclobutyl, cyclopentyl, cyclohexyl eller cyclopropylmethyl;

25 R⁸, R⁹ og R¹⁰ er udvalgt uafhængigt blandt H, F, Cl, Br, CH₃, CF₃, CFH₂, CF₂H, ethyl, *i*-propyl, cyclopropyl, methoxy, OH, OCF₃, NH₂ og NHCH₃;

R¹¹ er Cl, Br, I, CH₃, CF₃, methoxy, *i*-propyl, cyclopropyl, *tert*-butyl, cyclobutyl eller methyl; og

30 R¹², R¹³, R¹⁴ og R¹⁵ uafhængigt er H eller methyl;

eller et farmaceutisk acceptabelt salt eller solvat eller en farmaceutisk acceptabel tautomer deraf.

2. Forbindelse til anvendelse ifølge krav 1, der har formel (III), hvor:

W er S.

5

3. Forbindelse til anvendelse ifølge krav 1 eller 2, hvor:

X er N.

4. Forbindelse til anvendelse ifølge krav 1, 2 eller 3, hvor:

10

R^1 er Cl, Br, I, CH₃, CF₃, CHF₂ eller CH₂F.

5. Forbindelse til anvendelse ifølge et hvilket som helst af kravene 1 til 4, hvor:

15

R^3 og $R^{3'}$ er H eller CH₃.

6. Forbindelse til anvendelse ifølge et hvilket som helst af kravene 1 til 4, hvor:

20

R^3 og $R^{3'}$ er H.

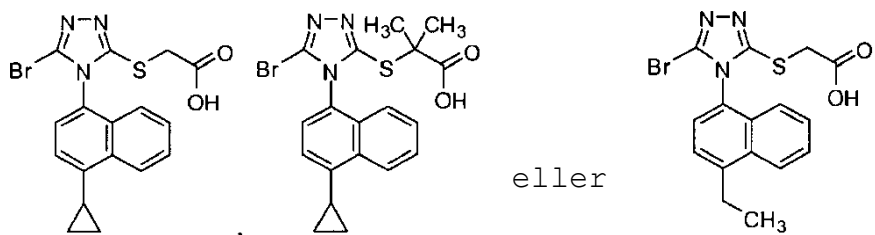
7. Forbindelse til anvendelse ifølge et hvilket som helst af kravene 1 til 6, hvor:

R^2 er gruppen (a); og

R^F er cyclopropyl.

25

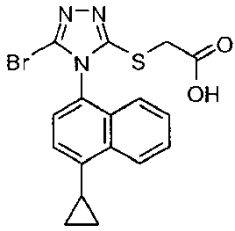
8. Forbindelse til anvendelse ifølge krav 1 med formel (III), der har strukturen:



eller et farmaceutisk acceptabelt salt deraf.

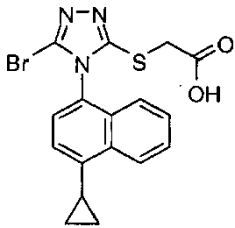
30

9. Forbindelse til anvendelse ifølge krav 1, der har strukturen:

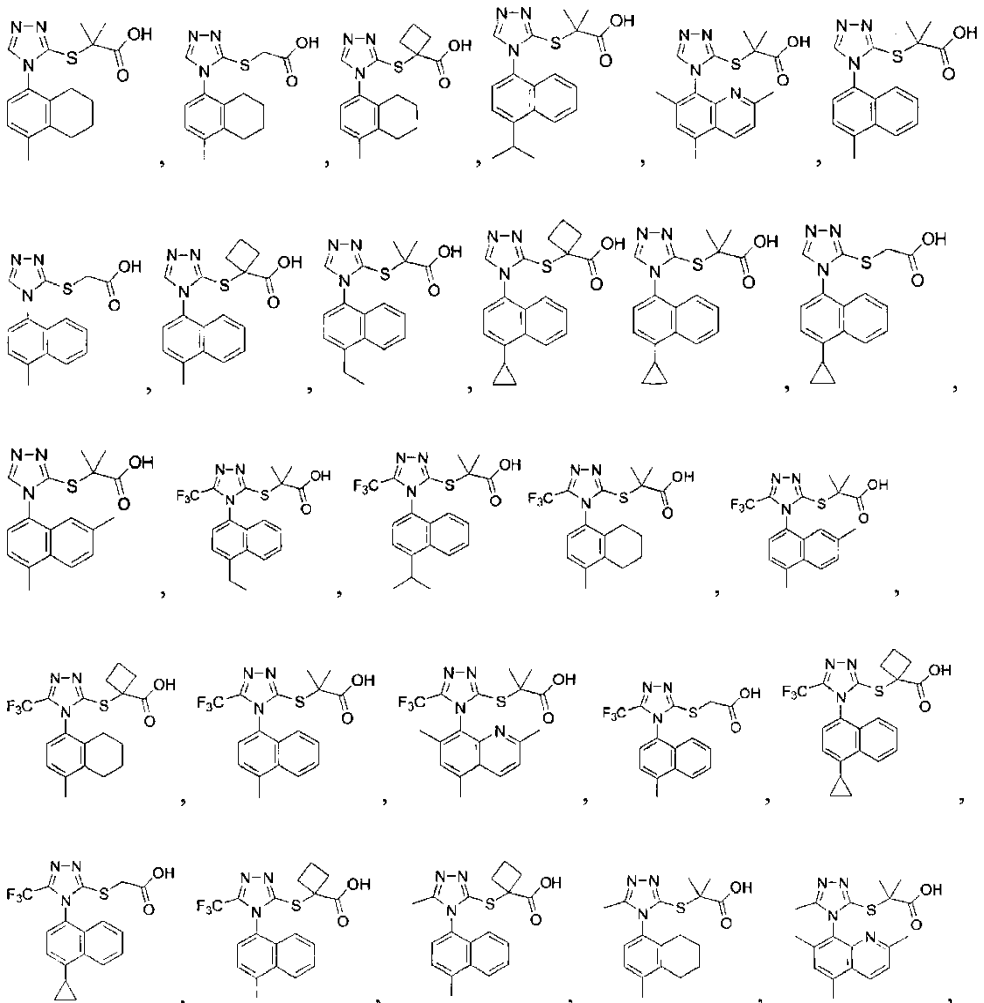



eller et farmaceutisk acceptabelt salt deraf.

10. Forbindelse til anvendelse ifølge krav 1, der har
5 strukturen:



11. Forbindelse til anvendelse ifølge krav 1, der er udvalgt
blandt:





eller et farmaceutisk acceptabelt salt deraf.

12. Forbindelse til anvendelse ifølge et hvilket som helst af kravene 1 til 9 eller 11, hvor forbindelsen er natriumsaltet.

13. Forbindelse til anvendelse ifølge et hvilket som helst af kravene 1 til 12 til anvendelse til behandling af urinsyregigt.

5

14. Forbindelse til anvendelse ifølge et hvilket som helst af kravene 1 til 12 til anvendelse til reducere af serumniveauer af urinsyre.

10 15. Forbindelse til anvendelse ifølge et hvilket som helst af kravene 1 til 12 til behandling af hyperurikæmi.

15 16. Forbindelse til anvendelse ifølge et hvilket som helst af kravene 1 til 12 til anvendelse til behandling af urinsyregigt sammen med allopurinol, febuxostat eller FYX-051.

20 17. Farmaceutisk præparat, der omfatter et farmaceutisk acceptabelt bæremateriale og en forbindelse ifølge et hvilket som helst af kravene 1 til 12 eller et farmaceutisk acceptabelt salt eller solvat eller en farmaceutisk acceptabel tautomer deraf.

25 18. Farmaceutisk præparat ifølge krav 17, der er beregnet til oral anvendelse for eksempel som adskilte enheder.

30 19. Farmaceutisk præparat ifølge krav 17 eller 18, der omfatter et yderligere middel, der er effektivt til behandling af urinsyregigt, såsom en URAT I-inhibitor, en xanthindehydrogenase-inhibitor eller en xanthinoxidoreduktase-inhibitor, allopurinol, febuxostat, FYX-051 eller kombinationer deraf.

35 20. Farmaceutisk præparat ifølge krav 19, hvor det yderligere middel, der er effektivt til behandling af urinsyregigt er allopurinol.

21. Farmaceutisk præparat ifølge krav 19, hvor det yderligere middel, der er effektivt til behandling af urinsyregigt er

febuxostat.

FIGURE 1

Scrum uric acid (mg/dL) levels 0, 3, 7 and 14 days after administering 4-(2-(5-bromo-4-(4-cyclopropyl)naphthalen-1-yl)-4H-1,2,4-triazol-3-ylthio)acetamido)-3-chlorobenzoic acid, potassium salt in humans at doses of 300mg, 400mg or 500mg b.i.d.

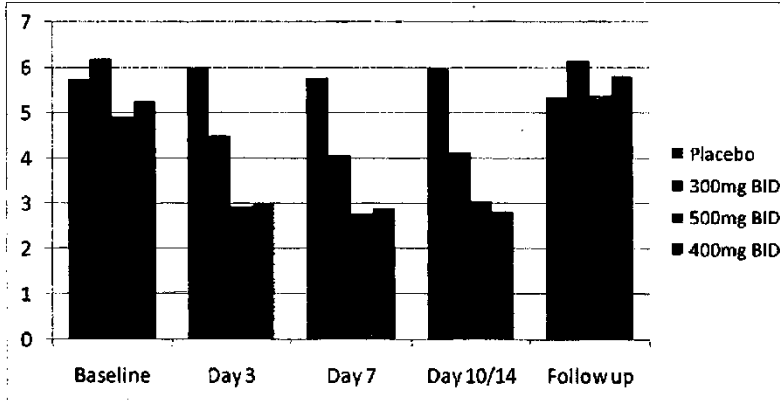


FIGURE 2

Serum uric acid ($\mu\text{mol/L}$) levels 0, 3, 7 and 14 days after administering 4-(2-(5-bromo-4-(4-cyclopropyl)naphthalen-1-yl)-4H-1,2,4-triazol-3-ylthio)acetamido)-3-chlorobenzoic acid, potassium salt in humans at doses of 300mg, 400mg or 500mg b.i.d.

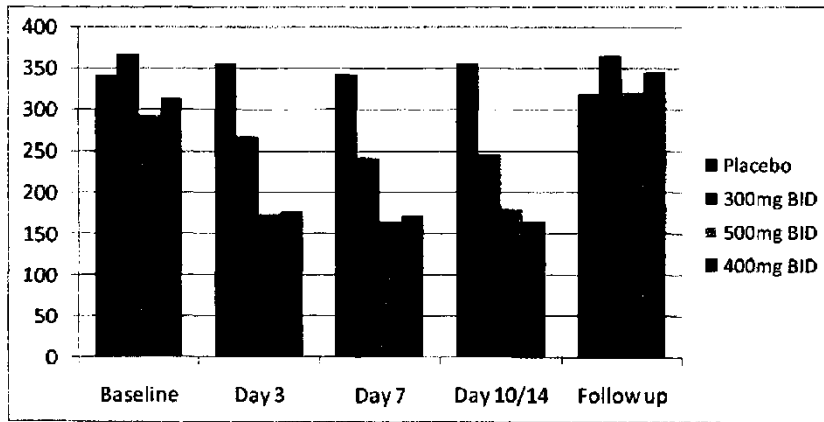


FIGURE 3

Change in serum uric acid (mg/dL) levels 3, 7 and 14 days after administering 4-(2-(5-bromo-4-(4-cyclopropyl-naphthalen-1-yl)-4H-1,2,4-triazol-3-ylthio)acetamido)-3-chlorobenzoic acid, potassium salt in humans at doses of 300mg, 400mg or 500mg b.i.d.

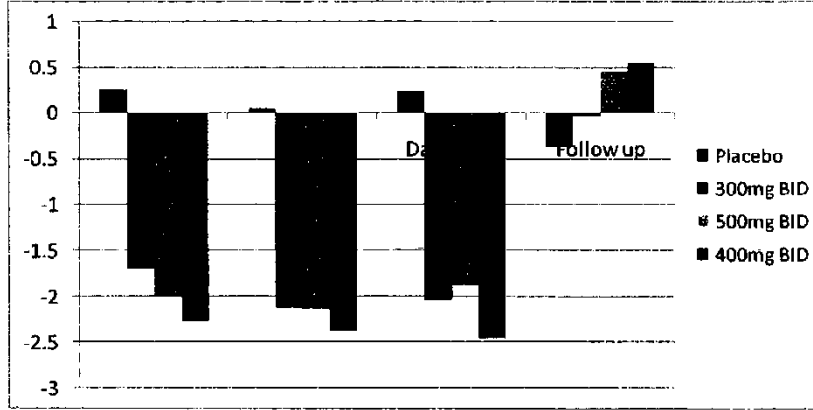


FIGURE 4

Change in serum uric acid ($\mu\text{mol/L}$) levels 3, 7 and 14 days after administering 4-(2-(5-bromo-4-(4-cyclopropyl)naphthalen-1-yl)-4H-1,2,4-triazol-3-ylthio)acetamido)-3-chlorobenzoic acid, potassium salt in humans at doses of 300mg, 400mg or 500mg b.i.d.

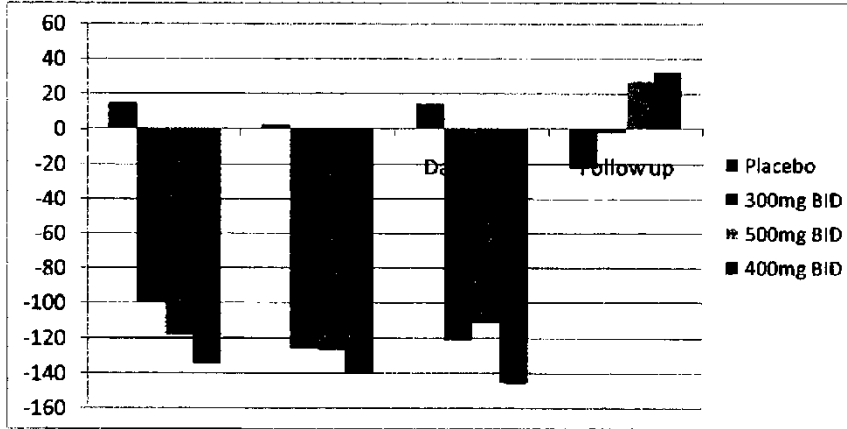


FIGURE 5

Change in serum uric acid ($\mu\text{mol/dL}$) levels by treatment day after administering 4-(2-(5-bromo-4-(4-cyclopropyl)naphthalen-1-yl)-4H-1,2,4-triazol-3-ylthio)acetamido)-3-chlorobenzoic acid, potassium salt in humans at doses of 300mg, 400mg or 500mg b.i.d.

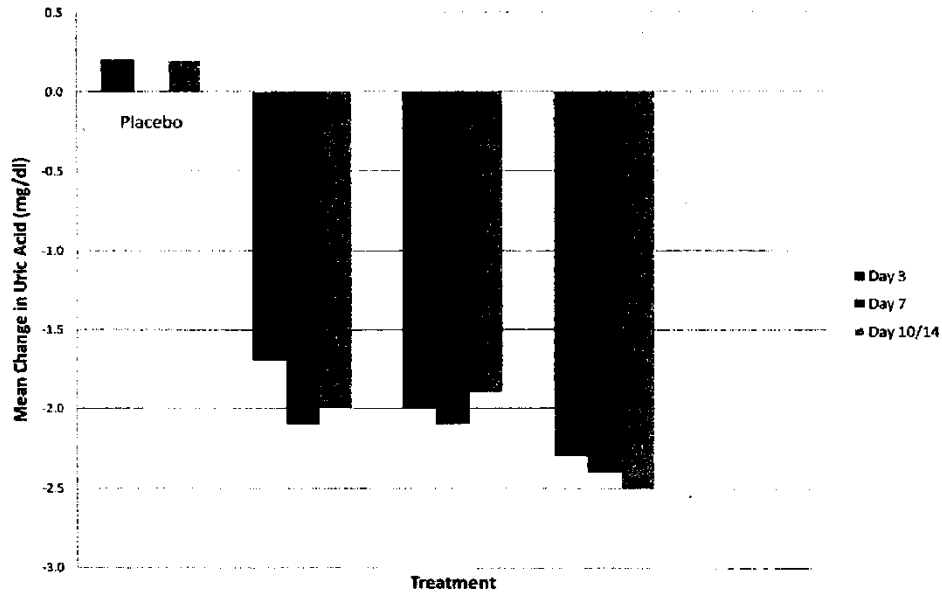


FIGURE 6

Increase in Daily Uric Acid Output Following Oral Administration of 2-(5-bromo-4-(4-cyclopropyl-naphthalen-1-yl)-4H-1,2,4-triazol-3-ylthio)acetic acid solution

